Lyxor NYSE Arca Gold BUGS (DR) UCITS ETF

1. FUND INFORMATION

Ticker: CBGOLD SW

Description

Lyxor Asset Management Group ("Lyxor") was founded in 1998 and comprises two subsidiaries (1) (2) of Société Générale group. Lyxor benefits from the expertise of 600 professionals across the wealth management world, advising EUR 117.6 billion* in assets. Lyxor offers bespoke asset management services, capitalising on its know-how in ETFs and indexing, Alternative and Multi Management, and Absolute Performance and Solutions. As one of the most experienced players on the market, Lyxor ETF is Europe's number three provider of ETFs (number two in terms of liquidity (3)), with AuM of more than EUR 49.8 billion*. With 220 ETFs listed on 13 financial marketplaces, Lyxor ETF provides investors with varied investment solutions enabling them to diversify their allocation across the entire spectrum of asset classes (equities, bonds, money market instruments and commodities via forward financial instruments). Demonstrating its commitment to high-quality ETFs, in 2011, Lyxor ETF implemented an ETF quality charter with the aim of ensuring that each ETF it offers complies with the strictest requirements in terms of replication quality, risk monitoring, liquidity and transparency. www.lyxoretf.com

Investment objective

The Lyxor NYSE Arca Gold BUGS (DR) UCITS ETF is a UCITS compliant exchange traded fund that aims to track the benchmark index NYSE Arca Gold BUGS TR.

The NYSE Arca Gold BUGS NTR Index ('HUINTR') is composed of gold-mining companies. The index provides exposure to short-term movements in the price of gold by including companies that do not hedge their gold production beyond 1.5 years. The HUI is a modified, equal-weighted index in US dollars. The two largest index positions are weighted on each index adjustment at 15 percent, the third largest position with 10 percent. The remaining 60 per cent are each given equal weight. Whether a share is eligible for inclusion in the index is concerned, depends on the market capitalisation, trading volume and a number of other criteria. The index was established on 15 March 1996 with a base value of 200 points.

Risk Factors

It is important for potential investors to evaluate the risks described below and in the fund prospectus which can be found on www.lyxoretf.com

CAPITAL AT RISK: ETFs are tracking instruments: Their risk profile is similar to a direct investment in the Underlying Index. Investors' capital is fully at risk and investors may not get back the amount originally invested.

REPLICATION RISK: The fund objectives might not be reached due to unexpected events on the underlying markets which will impact the index calculation and the efficient fund replication.

UNDERLYING RISK: The Underlying Index of a Lyxor ETF may be complex and volatile. When investing in commodities, the Underlying Index is calculated with reference to commodity futures contracts exposing the investor to a liquidity risk linked to costs such as cost of carry and transportation. ETFs exposed to Emerging Markets carry a greater risk of potential loss than investment in Developed Markets as they are exposed to a wide range of unpredictable Emerging Market risks.

CURRENCY RISK: ETFs may be exposed to currency risk if the ETF is denominated in a currency different to that of the Underlying Index they are tracking. This means that exchange rate fluctuations could have a negative or positive effect on returns.

LIQUIDITY RISK: Liquidity is provided by registered market-makers on the respective stock exchange where the ETF is listed, including Societe Generale. On-exchange liquidity may be limited as a result of a suspension in the underlying market represented by the Underlying Index tracked by the ETF; a failure in the systems of one of the relevant stock exchanges, Societe Generale or other market-maker systems; or an abnormal trading situation or event.

Ticker	CBGOLD SW
Fund Type	SICAV
UCITS compliant	Yes
ISIN	LU0488317701
Swiss Tax	Yes
Replication method	Direct (physical)
Sampling	No
Securities Lending	No
Share Class Currency	USD
Inception Date	11/05/2010
Nav per share at inception (USD)	48.836
Total Expense Ratio p.a	0.65%
Currency risk	Yes
NAV per Share (USD)	28.16
Share AUM (M USD)	498.25
Total Fund Assets (M USD)	498.25
Umbrella (M USD)	8,194.00
Minimum Investment (Share)	1
Income treatment	Distribution
Last Amount (USD)	0.04

Trading Information

Place	Opening Hours (GMT)	Currency	Ticker Bloomberg	RIC Reuters
Deutsche Boerse (Xetra)*	08:00 / 19:00	EUR	CD91 GY	CBHUI.DE
SIX Swiss Exchange	08:00 / 16:20	CHF	CBGOLD SW	CBHUI.S
SIX Swiss Exchange	08:00 / 16:20	USD	CBGOLDUS SW	
NYSE Euronext Paris	08:00 / 16:30	EUR	GLDM FP	GLDM.PA
NYSE Euronext Amsterdam	08:00 / 16:30	USD	GLDU NA	GLDU.AS

* First Listing Place of this share class

Full name	NYSE Arca Gold BUGS TR
Exposure	Global
Asset Class	Equity
Index type	Total Return
Currency	USD
Index Reuters RIC	-
Index Bloomberg ticker	HUINTR
Further information	-

Source: Bloomberg, Lyxor AM, to 29th January 2021

2. Index information

Base 100 performance

Source : Bloomberg, Lyxor AM, to 29th January 2021

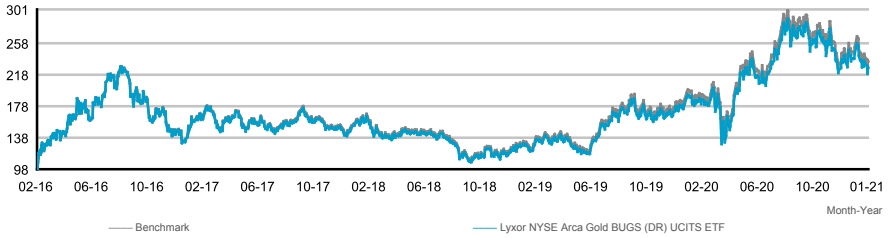

Index Geographical Allocation

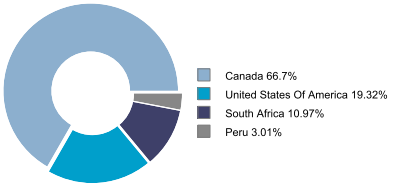

Index Sector Allocation

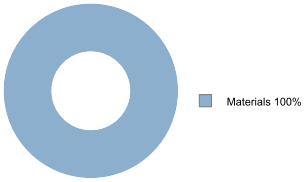

Top ten constituents

Newmont Goldcorp Corp	15.81%
Barrick Gold Corp	15.42%
Wheaton Precious Metals Corp	10.46%
Anglogold Ashanti-Spon Adr	3.82%
Agnico Eagle Mines Ltd	3.68%
Gold Fields Ltd-Spons Adr	3.63%
Pretium Resources Inc	3.59%
Equinox Gold Corp	3.52%
Harmony Gold Adr	3.51%
Coeur Mining Inc	3.51%

3. ETF Performances

	1 Month	3 Months	6 Months	3 Years	5 Years
Lyxor NYSE Arca Gold BUGS (DR) UCITS ETF	**-7.34%**	**-9.73%**	**-18.58%**	**44.24%**	**133.73%**
Benchmark	-7.29%	-9.66%	-18.83%	47.10%	142.02%
Tracking Difference	-0.05%	-0.08%	0.24%	-2.86%	-8.29%

	YTD	2020	2019	2018	2017
Lyxor NYSE Arca Gold BUGS (DR) UCITS ETF	**-7.34%**	**27.00%**	**52.42%**	**-17.90%**	**5.31%**
Benchmark	-7.29%	27.08%	54.03%	-17.20%	6.15%
Tracking Difference	-0.05%	-0.08%	-1.61%	-0.70%	-0.85%
Tracking Error	-	0.52%	0.36%	0.17%	0.43%

	29/01/2021 31/01/2020	31/01/2020 31/01/2019	31/01/2019 31/01/2018	31/01/2018 31/01/2017	31/01/2017 29/01/2016
Lyxor NYSE Arca Gold BUGS (DR) UCITS ETF	**21.63%**	**35.66%**	**-13.32%**	**-5.47%**	**71.42%**
Benchmark	21.71%	38.39%	-12.67%	-4.71%	72.66%
Tracking Difference	-0.08%	-2.74%	-0.65%	-0.77%	-1.24%

Source: Bloomberg, Lyxor AM, to 29th January 2021

THE FIGURES RELATING TO [PAST PERFORMANCES / SIMULATED PAST PERFORMANCES / PAST PERFORMANCES AND SIMULATED PAST PERFORMANCES] REFER OR RELATE TO PAST PERIODS AND ARE NOT A RELIABLE INDICATOR OF FUTURE RESULTS. THIS ALSO APPLIES TO HISTORICAL MARKET DATA.

Performances related to distributing ETF are calculated reinvesting dividends into the ETF performance
Performance gap represents the performance differences between the ETF and the Index
The Tracking Error represents the annualised volatility of the performance differences between the ETF and the benchmark

Changes of benchmark may occur. To compare the track of the ETF with its benchmark, we will use the below indexes:

	From	To
NYSE Arca Exchange Gold BUGS Index	11/05/2010	25/09/2019
NYSE Arca Gold BUGS TR	25/09/2019	

Performance gap = Simulated perf – [(1+Index perf)/(1+Interest rate perf)-1]

	Since inception
Sharpe ratio	-0.15

	1Y	3Y	5Y
Fund volatility	55.86%	38.97%	38.65%
Benchmark volatility	55.87%	38.96%	38.65%
Sharpe ratio	0.38	0.26	0.45

IMPORTANT INFORMATION FOR INVESTORS

Parties entering into transactions (such as a derivative or financing transaction) or investing in financial instruments that use an index or a variable interest rate (benchmark) are exposed to the risk that:
(1) such benchmark may be subject to methodological or other changes which could affect the value of the relevant transaction; or
(2) (i) may become not compliant with applicable laws and regulations (such as the European Benchmark Regulation), (ii) may cease to be published (possible cessation of LIBOR publication or planned cessation of EONIA both after December 2021), or (iii) the supervisor or administrator of any such benchmark may make a statement that the relevant benchmark is no longer representative, and as a consequence the relevant benchmark may be replaced by another benchmark which may have an adverse and material impact on the economics of the relevant transactions.

You should conduct your own independent investigation and analysis of the potential consequences of any relevant risks such as those mentioned above, particularly in light of the ongoing industry initiatives related to the development of alternative reference rates and the update of the relevant market standard documentation.

INVESTOR'S NOTICE

**The Total Expense Ratio (TER) covers all costs incurred by the Management Company to manage the underlying assets. It comprises a Management Fee and Structural Costs described as follows. The Management Fee represents the compensation for the Management Company services. The Structural Costs represent the custodian fee, the administrative fee, the audit fee and all other operating costs that will be paid by the Management Company to operate the funds.

This document was prepared by Lyxor Asset Management. This document, and the information contained therein, does not constitute an issue prospectus according to articles 652a and 1156 of the Swiss Code of Obligations ("CO") or a listing prospectus according the Listing Rules of the SIX Swiss Exchange. The information in this document is illustrative and provided for informational purposes only.

Some of the information contained herein has been taken from sources which Societe Generale and LYXOR FUNDS SOLUTIONS S.A. believe to be reliable, but does not guarantee as such. This document does not constitute an offer or an invitation to invest or purchase any financial instrument. Societe Générale, Lyxor AM and Lyxor Asset Management Luxembourg assume no fiduciary responsibility or liability for any consequences financial or otherwise arising from the subscription or acquisition of any instrument described in this document.

The investor should make its own appraisal of the risks and should consult to the extent necessary its own legal, financial, tax, accounting and other professional advisors in this respect prior to any subscription or acquisition. This document can not be copied, reproduced or distributed, entirely or partly, without Societe Générale, Lyxor AM and Lyxor Asset Management Luxembourg agreement. Past performance is not a guarantee for future performance. The investment in the Lyxor ETFs may be subject to restrictions with regard to certain persons or in certain countries under national regulations applicable to such persons or in said countries. It is the investor's responsibility to ascertain that they are authorized to invest into these products.
By investing into these products, the investor certifies to Société Générale that he is duly authorized to do so, by consulting, if he finds it necessary, his own investment advisors or any other competent professionals with regard to the advisability of said investment.

The Lyxor ETFs are offered only outside the United States in compliance with Regulation S promulgated under the Securities Act (the « Regulation S ») to a selected group of investors only in "Offshore Transactions" with "Non-U.S. Persons" (each as defined in Regulation S). The Lyxor ETFs may be reoffered and sold only to "Non-U.S. Persons" in "Offshore Transactions" pursuant to the resale provisions of Regulation S. No person is obligated or intends to register the Lyxor ETFs under the Securities Act or any state securities laws in the United States.

The country of domicile of the fund presented in this document is Luxembourg. The fund Lyxor NYSE Arca Gold BUGS (DR) UCITS ETF is listed on the SIX Swiss Exchange and/or BX Swiss Exchange and authorized for the offer and distribution in Switzerland or from Switzerland pursuant to the Swiss Federal Act on Collective Investment Schemes (CISA).

In respect to the units/shares of the fund distributed in and from Switzerland, place of performance and jurisdiction is at the registered office of the Representative in Switzerland.

The Swiss Financial Market Supervisory Authority FINMA has authorized Société Générale, Zurich Branch, to act as Swiss Representative and Paying Agent of the funds in Switzerland. The prospectus, simplified prospectus, key investor information document (KIID), articles of association, investment regulations, annual and semi-annual reports and other relevant documentation according to Art. 133 of the Swiss Federal Ordinance on Collective Investment Schemes of the Lyxor ETFs which are authorized for distribution in or from Switzerland, can be obtained free of charge at the Swiss representative office:

SOCIETE GENERALE PARIS, Zurich Branch, Lyxor ETF Team Switzerland, Talacker 50, P.O. Box 1928, CH-8021 Zurich, www.lyxoretf.ch, info@lyxoretf.ch, +41 58 272 33 44