DWS Xtrackers

This factsheet is as at 29 April 2022 unless otherwise specified.
Past performance is not a reliable indicator of future results.

Xtrackers Russell 2000 UCITS ETF 1C

a sub fund of Xtrackers (IE) Plc

At a glance

- Direct investment in US equities
- Provides diversified exposure to 2000 smallest companies among the 3000 biggest blue chip stocks in the US

Russell 2000 Net TR

The Russell 2000 index aims to reflect the performance of the following market:
- US small and mid-cap stocks
- The 2000 smallest companies out of the 3000 largest companies in the US
- Weighted by free-float adjusted market capitalisation
- Semi-annual index review

Additional information on the index, selection and weighting methodology is available at www.ftse.com

Fund information	
ISIN	IE00BJZ2DD79
Share class currency	USD
Fund Currency	USD
Fund launch date	06 March 2015 (Launch date of merged sub-fund: 20 January 2009)
Domicile	Ireland
Portfolio Methodology	Direct Replication
Sub-Portfolio Manager	DWS Investments UK Ltd
Investment Manager	DWS Investment GmbH
Custodian	State Street Custodial Services (Ireland) Limited
All-in fee[1]	0.30% p.a.
Income treatment	Capitalising
NAV per Share	USD 265.35
Total Fund Assets	USD 1.34 Billion
Total Shares Outstanding	5.05 Million
Annual security lending return[2]	0.0454%

[1] Please see additional information / glossary.
[2] Based on annual revenue from securities lending divided by average fund AuM over the past year or since the fund started securities lending (if less than one year ago)

Key Risks

- The Fund is not guaranteed and your investment is at risk. The value of your investment may go down as well as up.
- The value of an investment in shares will depend on a number of factors including, but not limited to, market and economic conditions, sector, geographical region and political events.
- The Fund is exposed to market movements in a single country or region which may be adversely affected by political or economic developments, government action or natural events that do not affect a fund investing in broader markets.
- The Fund is exposed to less economically developed economies (known as frontier / pre-emerging markets) which involve much greater risks than well-developed economies and emerging markets. Political unrest, less government regulation, economic downturn and limited liquidity may be much more likely and could therefore affect the value of your investment.
- The Fund invests in small and mid-capitalisation companies, which potentially involves greater risks compared to investing in large capitalisation companies. The shares may have less liquidity and could experience more price swings (or volatility) which could adversely affect the value of your investment.

Cumulative performance figures

	1 Month	3 Months	6 Months	1 Year	3 Years	Annualised Volatility
Share Class	-9.93%	-7.88%	-18.53%	-17.22%	19.85%	22.99%
Index	-9.92%	-7.90%	-18.52%	-17.13%	20.28%	23.16%
Tracking Difference	-0.01%	0.02%	-0.02%	-0.09%	-0.43%	-
Tracking Error	0.03%	0.07%	0.06%	0.04%	0.09%	-

Rolling performance figures

	4/17 - 4/18	4/18 - 4/19	4/19 - 4/20	4/20 - 4/21	4/21 - 4/22	Since launch
Share Class	10.96%	4.05%	-16.82%	74.07%	-17.22%	12.51%
Index	11.12%	4.20%	-16.75%	74.34%	-17.13%	-
Tracking Difference	-0.15%	-0.15%	-0.07%	-0.27%	-0.09%	-
Tracking Error	0.06%	0.06%	0.14%	0.04%	0.04%	-

Calendar year performance figures

	2017	2018	2019	2020	2021	YTD
Share Class	14.99%	-12.92%	25.83%	19.41%	14.26%	-16.76%
Index	15.20%	-12.81%	26.00%	19.50%	14.49%	-16.77%
Tracking Difference	-0.21%	-0.11%	-0.17%	-0.09%	-0.23%	0.01%
Tracking Error	0.06%	0.06%	0.06%	0.14%	0.03%	0.07%

Historical Performance

Source: DWS, Index Provider

***Restructuring event(s):** On 18 June 2015 db x-trackers Russell 2000 UCITS ETF merged into db x-trackers Russell 2000 UCITS ETF (DR). Fund performance prior to 18 June 2015 relates to db x-trackers Russell 2000 UCITS ETF. Tracking Error and Tracking Difference calculations are reset on the merger date.

Listing and trading information

Exchange	Bloomberg Ticker	Reuters RIC	Trading Currency	NSIN	Exchange Code (local)	Settlement
London Stock Exchange	XRSU LN	XRSU.L	USD	BWBXSH4	XRSU	t+2
SIX Swiss Exchange	XRS2 SW	XRS2.S	USD	24916826	XRS2	t+2
Xetra	XRS2 GY	XRS2.DE	EUR	A1XEJT	XRS2	t+2
London Stock Exchange	XRSG LN	XRSG.L	GBp	BWBXRR7	XRSG	t+2
Italian Stock Exchange	XRS2 IM	XRS2.MI	EUR	-	XRS2	t+2

DWS Xtrackers

This factsheet is as at 29 April 2022 unless otherwise specified.
Past performance is not a reliable indicator of future results.

Top 10 ETF constituents		
Issuer	ISIN	Weight
OVINTIV INC ORD	US69047Q1022	0.55%
AVIS BUDGET ORD	US0537741052	0.45%
ANTERO RESOURCES ORD SHS	US03674X1063	0.41%
BJS WHOLESALE CLUB HOLDINGS INC ORD	US05550J1016	0.36%
CHESAPEAKE ENERGY ORD	US1651677353	0.35%
AMC ENTERTAINMENT HOLDINGS INC	US00165C1045	0.32%
TENET HEALTHCARE ORD	US88033G4073	0.32%
SOUTHWSTN ENER ORD	US8454671095	0.31%
EASTGROUP PROPERTIES REIT	US2772761019	0.31%
TETRA TECH ORD	US88162G1031	0.31%

ETF Fundamentals	
ETF PE Ratio (Forward)	12.51
ETF PE Ratio (Trailing)	12.78
Number of Securities in the Fund	2,018

Source: DWS, 29 April 2022

Index information	
Bloomberg Symbol	RU20N30U
Index Type	Total Return Net
Index Base Currency	USD
Number of Index constituents	2,010
Index Rebalance Frequency	Quarterly

Source: Index Provider

Russell 2000 UCITS ETF

Source: DWS
Figures may not always add up to 100.00% due to rounding

ETF Composition by Countries

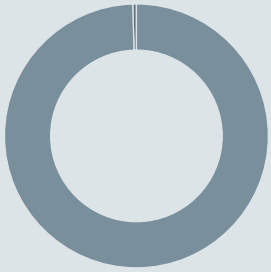

- 99.55% United States
- 0.45% Cash, Money Market Instruments & Derivatives

ETF Composition by Sectors

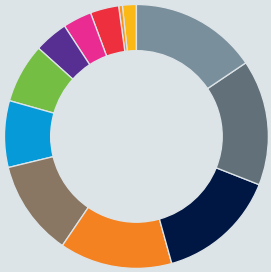

- 15.57% Financials
- 15.39% Industrials
- 14.72% Health Care
- 13.81% Consumer Discretionary
- 11.72% Technology
- 8.16% Real Estate
- 7.30% Energy
- 4.14% Basic Materials
- 3.53% Consumer Staples
- 3.50% Utilities
- 0.45% Cash, Money Market Instruments & Derivatives
- 1.71% Other

ETF Composition by Currencies

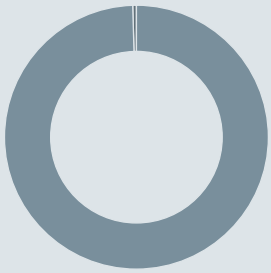

- 99.55% US Dollar
- 0.45% Cash, Money Market Instruments & Derivatives

Further information on Xtrackers

DWS CH AG
Xtrackers
Hardstrasse 201
CH-8005 Zürich

Hotline: +41 44 227 3747
Webseite: www.etf.dws.com/en-ch/
E-Mail: Xtrackers.Switzerland@dws.com

Additional information

A Glossary of Terms is available at Xtrackers.com.
ETF performance is shown on NAV basis, net of fees and index replication costs. Index performance is calculated on a total return basis. Volatility is calculated since launch of the share class.

Disclaimer

The following document is intended as marketing material. The foreign collective investment scheme (“CIS”) / Sub-Fund described in this document has been authorised by the Swiss Financial Market Supervisory Authority (FINMA) for offering to non qualified investors in Switzerland, pursuant to the Swiss Federal Act on Collective Investment Schemes of June 23, 2006 ("CISA"). The Swiss Representative for this CIS is DWS CH AG, Hardstrasse 201, CH-8005 Zurich. The Swiss Paying Agent is Deutsche Bank (Suisse) SA, Place des Bergues 3, CH-1201 Geneva. The current sales prospectus, the articles of association, KIID (Key Investor Information Document) as well as the annual and semi-annual reports may upon request be obtained free of charge from the Swiss Representative. In respect of the units offered in Switzerland, the place of performance is the registered office of the Representative. The place of jurisdiction shall be at the registered office of the representative or at the registered office or domicile of the investor. Due to its composition/the techniques employed by fund management, the Sub-Fund may exhibit increased volatility (fluctuations in value). The Sub-Fund described herein invests primarily in derivatives. Xtrackers® is a registered trademark of DWS. The registered office of Concept Fund Solutions plc (Reg. No.: 393802), a company registered in Ireland, is at 78 Sir John Rogerson’s Quay, Dublin 2, Ireland.

This document is intended for information purposes only and does not create any legally binding obligations on the part of DWS Group GmbH & Co. KGaA and/or its affiliates (DWS). This document has been prepared without consideration of the investment needs, objectives or financial circumstances of any investor. Without limitation, this document does not constitute an offer, an invitation to offer or a recommendation to enter into any transaction. Before making an investment decision, investors need to consider, with or without the assistance of an investment adviser, whether the investments and strategies described or provided by DWS are appropriate in light of their particular investment needs, objectives and financial circumstances. Information in this document has been obtained or derived from sources believed to be reliable and current. However, accuracy or completeness of the sources cannot be guaranteed. This document is not directed to, or intended for distribution to or use by, any person or entity who is a citizen or resident of or located in any locality, state, country or other jurisdiction, including the United States, where such distribution, publication, availability or use would be contrary to law or regulation or which would subject DWS to any registration or licensing requirement within such jurisdiction not currently met within such jurisdiction. Persons into whose possession this document may come are required to inform themselves of, and to observe, such restrictions. Xtrackers (IE) plc is an undertaking for collective investment in transferable securities (UCITS) in accordance with the applicable laws and regulations and set up as open-ended investment company with variable capital and segregated liability amongst its respective compartments. Xtrackers (IE) plc is incorporated in Ireland with registered number 393802 and has its registered office at 78 Sir John Rogerson’s Quay, Dublin 2, Ireland. DWS Investment S.A. acts as the management company of Xtrackers (IE) plc. Any investment decision in relation to a fund should be based solely on the latest version of the prospectus, the audited annual and, if more recent, un-audited semi-annual reports and the Key Investor Information Document (KIID), all of which are available in English upon request to DWS Investment S.A., 2, Boulevard Konrad Adenauer, L-1115 Luxembourg or on www.Xtrackers.com. **PAST PERFORMANCE IS NO GUARANTEE OF FUTURE RESULTS.**
© DWS Investments UK Limited, 2022. Authorised and regulated by the Financial Conduct Authority.

Index Disclaimer

All rights in the Russell 2000 Net TR (the “Index”) vest in FTSE International Limited (“FTSE”). “FTSE®” is a trade mark of the London Stock Exchange Group companies and is used by FTSE under licence. The Xtrackers Russell 2000 UCITS ETF (the "ETF") has been developed solely by Deutsche Bank Asset Management. The Index is calculated by FTSE or its agent. FTSE and its licensors are not connected to and do not sponsor, advise, recommend, endorse or promote the ETF and do not accept any liability whatsoever to any person arising out of (a) the use of, reliance on or any error in the Index or (b) investment in or operation of the ETF. FTSE makes no claim, prediction, warranty or representation either as to the results to be obtained from the ETF or the suitability of the Index for the purpose to which it is being put by Deutsche Bank Asset Management.