AMUNDI S&P GLOBAL LUXURY UCITS ETF - EUR

FACTSHEET

Marketing Communication

31/12/2023

EQUITY

Key Information (Source: Amundi)

Net Asset Value (NAV) : **202.30 (EUR)**
NAV and AUM as of : **29/12/2023**
Assets Under Management (AUM) :
601.73 (million EUR)
ISIN code : **LU1681048630**
Replication type : **Synthetical**
Benchmark : **S&P Global Luxury**

Objective and Investment Policy

This ETF seeks to replicate as closely as possible the performance of the S&P Global Luxury index whether the trend is rising or falling.

Risk Indicator *(Source : Fund Admin)*

1 2 3 4 **5** 6 7

Lower Risk — Higher Risk

The risk indicator assumes you keep the product for 5 years.
The summary risk indicator is a guide to the level of risk of this product compared to other products. It shows how likely it is that the product will lose money because of movement in the markets or because we are not able to pay you.

Returns (Source: Fund Admin) - *Past performance does not predict future returns*

Performances from 30/12/2013 to 29/12/2023 (Source : Fund Admin)

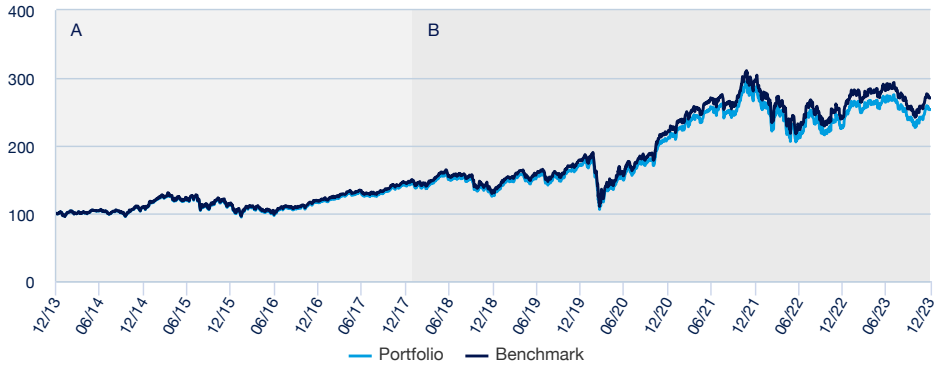

A : Sur la base des performances réalisées depuis la date de lancement du Fonds français « AMUNDI ETF S&P GLOBAL LUXURY UCITS ETF » géré par Amundi Asset Management et absorbé par « AMUNDI S&P GLOBAL LUXURY » le 31.01.2018.
B : Performance of the Sub-Fund since the date of its launch

Risk indicators (Source: Fund Admin)

	1 year	3 years	Inception to date *
Portfolio volatility	18.98%	21.33%	23.60%
Benchmark volatility	18.99%	21.33%	23.61%
Ex-post Tracking Error	0.01%	0.01%	0.09%
Sharpe ratio	0.44	0.24	0.50

* Volatility is a statistical indicator that measures an asset's variations around its average value. For example, market variations of +/- 1.5% per day correspond to a volatility of 25% per year.
The Tracking Error indicator measures the performance's difference between the fund and the benchmark

Cumulative returns* (Source: Fund Admin)

Since	YTD 30/12/2022	1 month 30/11/2023	3 months 29/09/2023	1 year 30/12/2022	3 years 31/12/2020	5 years 31/12/2018	Since 04/12/2008
Portfolio	11.56%	5.58%	4.78%	11.56%	19.28%	94.55%	435.19%
Benchmark	12.17%	5.62%	4.91%	12.17%	21.59%	101.16%	471.74%
Spread	-0.61%	-0.04%	-0.14%	-0.61%	-2.31%	-6.61%	-36.55%

Calendar year performance* (Source: Fund Admin)

	2023	2022	2021	2020	2019	2018	2017	2016	2015	2014
Portfolio	11.56%	-18.82%	31.70%	24.74%	30.76%	-7.42%	21.80%	2.41%	3.59%	8.72%
Benchmark	12.17%	-18.26%	32.62%	25.62%	31.70%	-6.80%	22.59%	3.07%	4.27%	9.40%
Spread	-0.61%	-0.56%	-0.92%	-0.88%	-0.94%	-0.61%	-0.79%	-0.67%	-0.67%	-0.68%

** Source : Amundi. The above cover complete periods of 12 months for each calendar year.* ***Past performance is no predictor of current and future results and does not guarantee future yield*** *. Any losses or gains do not take into consideration any costs, commissions and fees incurred by the investor in the issue and buyout of the shares (e.g. taxes, brokerage fees or other commissions deducted by the financial intermediary). If performance is calculated in a currency other than the euro, any losses or gains generated can thereby be affected by exchange rate fluctuations (both upward and downward). The discrepancy accounts for the performance difference between the portfolio and the index.*

AMUNDI S&P GLOBAL LUXURY UCITS ETF - EUR

EQUITY

FACTSHEET

Marketing Communication
31/12/2023

Meet the Team

Lionel Brafman

Head of the Index & Multistrategies team

Zhicong Mou

Portfolio Manager - Index & Multistrategies

Pierre Maigniez

Co-Portfolio Manager

Index Data (Source : Amundi)

Description of the Index

S&P Global Luxury Index is an equity index comprised of 80 of the largest publicly traded companies engaged in the production or distribution of luxury goods or the provision of luxury services.

Information (Source: Amundi)

Asset class : **Equity**
Exposure : **International**
Benchmark index currency : **USD**

Holdings : **79**

Top 10 benchmark holdings (source : Amundi)

	% of assets (Index)
HERMES INTERNATIONAL	8.61%
CIE FINANCIERE RICHEMO-A REG	7.40%
LVMH MOET HENNESSY LOUIS VUI	7.25%
FERRARI NV MILAN	5.36%
MERCEDES-BENZ GROUP AG	5.02%
NIKE INC -CL B	4.30%
TESLA INC	4.09%
KERING	3.95%
LULULEMON ATHLETICA INC	3.66%
MARRIOTT INTL-A	3.58%
Total	**53.21%**

Geographical breakdown (Source: Amundi)

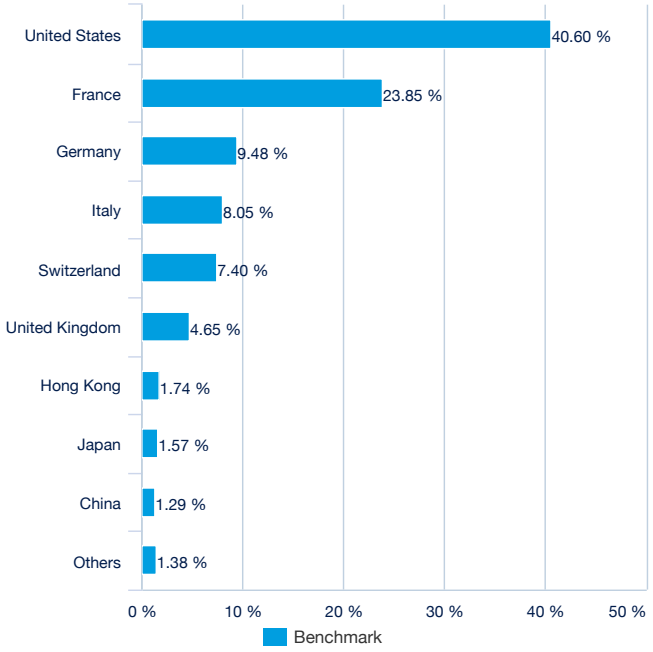

Benchmark Sector breakdown (source : Amundi)

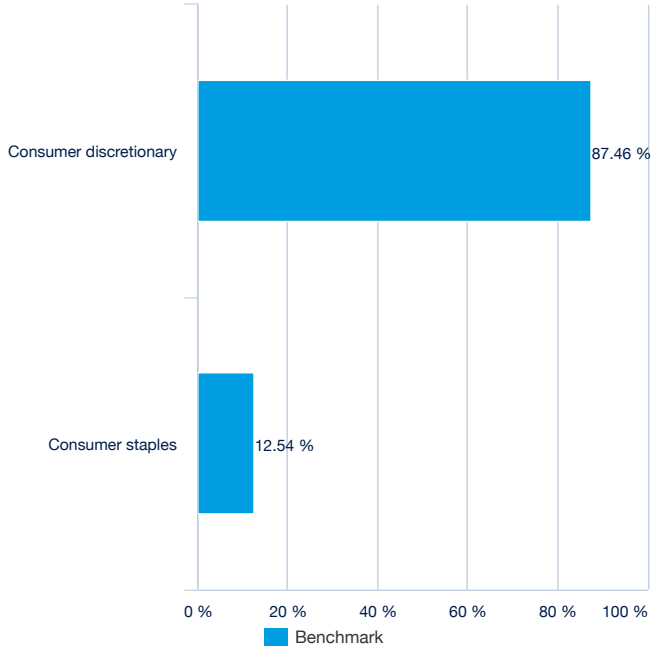

EQUITY

Principal characteristics (Source : Amundi)

Fund structure	SICAV under Luxembourg law
UCITS compliant	UCITS
Management Company	Amundi Luxembourg SA
Administrator	CACEIS Bank, Luxembourg Branch
Custodian	CACEIS Bank, Luxembourg Branch
Independent auditor	PRICEWATERHOUSECOOPERS LUXEMBOURG
Share-class inception date	31/01/2018
Date of the first NAV	04/12/2008
Share-class reference currency	EUR
Classification	-
Type of shares	Accumulation
ISIN code	LU1681048630
Minimum investment to the secondary market	1 Share(s)
Frequency of NAV calculation	Daily
Ongoing charges	0.25% (realized) - 08/02/2023
Minimum recommended investment period	5 years
Fiscal year end	December
Primary Market Maker	BNP Paribas

Listing data (source : Amundi)

Place	Hours	CCY	Mnemo	Bloomberg Ticker	Bloomberg iNAV	Reuters RIC	Reuters iNAV
Borsa Italiana	9:00 - 17:30	EUR	GLUX	GLUX IM	IGLUX	GLUX.MI	IGLUXINAV.PA
Deutsche Börse	9:00 - 17:30	EUR	GLUX	GLUX GY	IGLUX	AMGLUX.DE	IGLUXINAV.PA
Six Swiss Exchange	9:00 - 17:30	EUR	GLUX	GLUX SW	IGLUX	GLUX.S	IGLUXINAV.PA
Nyse Euronext Paris	9:05 - 17:35	EUR	GLUX	GLUX FP	IGLUX	GLUX.PA	IGLUXINAV.PA

Contact

ETF Sales contact

France & Luxembourg	+33 (0)1 76 32 65 76
Germany & Austria	+49 (0) 800 111 1928
Italy	+39 02 0065 2965
Switzerland (German)	+41 44 588 99 36
Switzerland (French)	+41 22 316 01 51
UNITED KINGDOM (Retail)	+44 (0) 20 7 074 9598
UNITED KINGDOM (Instit)	+44 (0) 800 260 5644
Netherlands	+31 20 794 04 79
Nordic countries	+46 8 5348 2271
Hong Kong	+65 64 39 93 50
Spain	+34 914 36 72 45

ETF Capital Markets contact

Téléphone	+33 (0)1 76 32 19 93
Bloomberg IB Chat	Capital Markets Amundi ETF Capital Markets Amundi HK ETF

ETF Market Makers contact

BNP Paribas	+33 (0)1 40 14 60 01
Kepler Cheuvreux	+33 (0)1 53 65 35 25

Amundi contact

Amundi ETF
90 bd Pasteur
CS 21564
75 730 Paris Cedex 15 - France
Hotline : +33 (0)1 76 32 47 74
info@amundietf.com

Amundi Asset Management, SAS (French : Société par Actions Simplifiée)
with a capital of 1 143 615 555 €
AMF approved Portfolio Management Company- GP number 04000036
Corporate address: 91-93, Boulevard Pasteur - 75015 Paris- France 437 574 452 RCS Paris
This material is solely for the attention of "professional" investors.

Index Providers

THE AMUNDI S&P GLOBAL LUXURY SUB-FUND IS NOT SPONSORED, ENDORSED, SOLD OR PROMOTED BY STANDARD & POOR'S OR ITS AFFILIATES ("S&P"). S&P MAKES NO REPRESENTATION, CONDITION OR WARRANTY, EXPRESS OR IMPLIED, TO THE OWNERS OF THE SUB-FUND OR ANY MEMBER OF THE PUBLIC REGARDING THE ADVISABILITY OF INVESTING IN SECURITIES GENERALLY OR IN THE SUB-FUND PARTICULARLY OR THE ABILITY OF THE S&P 500 INDEX TO TRACK THE PERFORMANCE OF CERTAIN FINANCIAL MARKETS AND/OR SECTIONS THEREOF AND/OR OF GROUPS OF ASSETS OR ASSET CLASSES. S&P'S ONLY RELATIONSHIP BETWEEN S&P AND AMUNDI IS THE LICENSING OF CERTAIN TRADEMARKS AND TRADE NAMES AND OF THE S&P 500, WHICH IS DETERMINED, COMPOSED AND CALCULATED BY S&P WITHOUT REGARD TO AMUNDI OR THE SUB-FUND. S&P HAS NO OBLIGATION TO TAKE INTO CONSIDERATION THE NEEDS OF AMUNDI OR OF INVESTORS IN DETERMINING, COMPOSING OR CALCULATING THE S&P 500 INDEX. S&P IS NOT LIABLE FOR AND HAS NOT PARTICIPATED IN THE DETERMINATION OF THE SUB-FUND'S PRICES AND NAV, IN THE TIMING OF THE ISSUANCE OR SALE OF THE SUB-FUND OR IN THE DETERMINATION OR CALCULATION OF THE EQUATION BY WHICH THE FUND SHARES ARE CONVERTED INTO CASH. S&P HAS NO OBLIGATION OR LIABILITY IN CONNECTION WITH THE ADMINISTRATION, MARKETING, OR TRADING OF THE SUB-FUND.
S&P DOES NOT GUARANTEE THE ACCURACY AND/OR THE COMPLETENESS OF THE S&P 500 INDEX OR ANY DATA INCLUDED THEREIN AND S&P SHALL HAVE NO LIABILITY FOR ANY ERRORS, OMISSIONS, OR INTERRUPTIONS THEREIN. S&P MAKES NO WARRANTY, CONDITION OR REPRESENTATION, EXPRESS OR IMPLIED, AS TO RESULTS TO BE OBTAINED BY AMUNDI, INVESTORS, OR ANY OTHER PERSON OR ENTITY FROM THE USE OF THE S&P 500 INDEX OR ANY DATA INCLUDED THEREIN. S&P MAKES NO EXPRESS OR IMPLIED WARRANTIES, REPRESENTATIONS OR CONDITIONS, AND EXPRESSLY DISCLAIMS ALL WARRANTIES OR CONDITIONS OF MERCHANTABILITY OR FITNESS FOR A PARTICULAR PURPOSE OR USE AND ANY OTHER EXPRESS OR IMPLIED WARRANTY OR CONDITION WITH RESPECT TO THE S&P 500 INDEX OR ANY DATA INCLUDED THEREIN. WITHOUT LIMITING ANY OF THE FOREGOING, IN NO EVENT SHALL S&P HAVE ANY LIABILITY FOR ANY SPECIAL, PUNITIVE, INDIRECT, OR CONSEQUENTIAL DAMAGES (INCLUDING LOST PROFITS) RESULTING FROM THE USE OF THE S&P 500 OR ANY DATA INCLUDED THEREIN, EVEN IF NOTIFIED OF THE POSSIBILITY OF SUCH DAMAGES.

Important information

The Sub-Fund has been authorised for distribution to non-qualified investors in or from Switzerland by FINMA. Representative : CACEIS Bank, Paris, Branch of Nyon/Swiss, 35 route de Signy, 1260 Nyon, Switzerland (in the past “CACEIS Bank Luxembourg, Luxembourg, Branch of Nyon”, Switzerland. Paying agent: CA Indosuez (Suisse) S.A., 4 quai General Guisan, 1204 Geneva. Subscriptions in the Sub-Funds will only be accepted on the basis of the SICAV’s latest prospectus and Key Investor Information Document (KIID), its latest annual and semi-annual reports and its articles of incorporation that may be obtained, free of charge, at the registered office of the Swiss Representative. Past performance is not a guarantee or a reliable indicator for current or future performance and returns. The performance data do not take account of the commissions and costs incurred on the issue and redemption of units. The date of the data in this document is that indicated at the top of the document, unless otherwise stated.

This document is designed exclusively for institutional, professional, qualified or sophisticated investors and distributors. It is not meant for the general public or private clients of any jurisdiction or those qualified as 'US Persons'. Approved investors in regard to the European Union are those which are defined as "Professional" investors in Directive 2004/39/EC of 21 April 2004 "MiFID" or, as the case may be, as defined under each local legislation and, insofar as the offer in Switzerland is concerned, "qualified investors" as set forth in the federal Law on Collective Investments (LPCC), the Ordinance on collective investments of 22 November 2006 (OPCC) and the FINMA 08/8 Circular regarding the legislation on collective investments of 20 November 2008. This document shall not, under any circumstance, be sent within the European Union to non "Professional" investors as defined by the MFI or under each local legislation, or in Switzerland to those investors which are not defined as "qualified investors" in the applicable law and regulations.