Lyxor Smart Overnight Return - UCITS ETF C-GBP

FACTSHEET

Marketing Communication

31/01/2025

BONDS

PERFORMANCE SINCE INCEPTION (Source : Fund Admin)

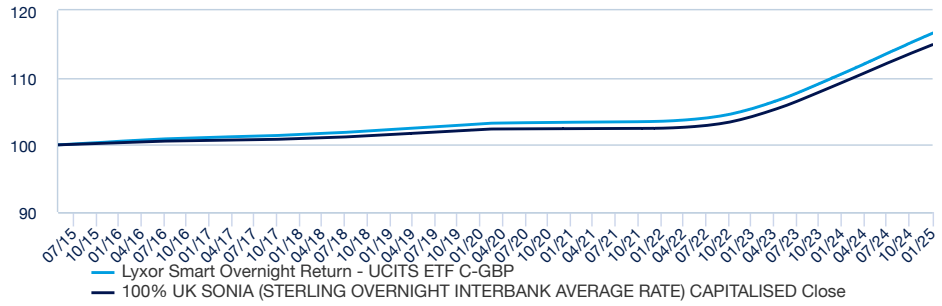

NET ANNUALIZED PREMIUM OVER SONIO/N INDEX (bps)

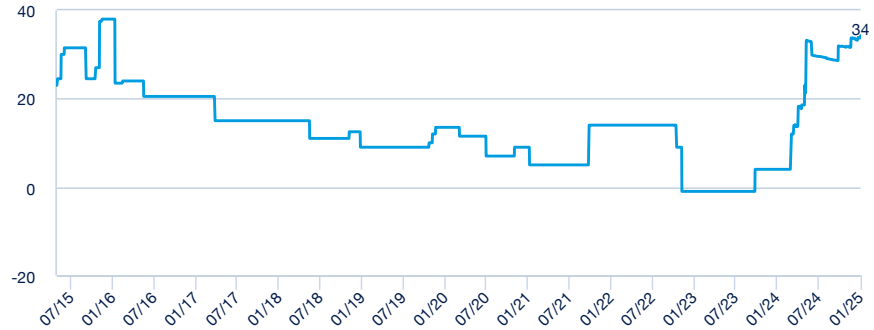

FUND PERFORMANCES (Source : Fund Admin)

-	MTD	3 Months	6 Months	YTD	1 Year	3 Years	Since inception
Lyxor Smart Overnight Return - UCITS ETF C-GBP	0.44%	1.31%	2.68%	0.44%	5.49%	12.68%	16.63%
100% UK SONIA (STERLING OVERNIGHT INTERBANK AVERAGE RATE) CAPITALISED Close	0.40%	1.20%	2.47%	0.40%	5.16%	12.13%	14.90%

HISTORICAL MONTHLY RETURNS (Source : Fund Admin)

	Jan	Feb	Mar	Apr	May	Jun	Jul	Aug	Sep	Oct	Nov	Dec	YTD
2015	-	-	-	-	0.00%	0.06%	0.07%	0.06%	0.06%	0.06%	0.06%	0.08%	0.46%
2016	0.07%	0.06%	0.06%	0.06%	0.06%	0.06%	0.06%	0.04%	0.04%	0.03%	0.03%	0.04%	0.60%
2017	0.03%	0.03%	0.04%	0.03%	0.03%	0.03%	0.03%	0.03%	0.03%	0.03%	0.05%	0.05%	0.43%
2018	0.05%	0.05%	0.06%	0.05%	0.05%	0.05%	0.05%	0.07%	0.06%	0.07%	0.07%	0.07%	0.70%
2019	0.07%	0.06%	0.07%	0.07%	0.07%	0.06%	0.07%	0.07%	0.06%	0.08%	0.06%	0.07%	0.82%
2020	0.08%	0.07%	0.04%	0.02%	0.01%	0.01%	0.02%	0.01%	0.01%	0.01%	0.01%	0.01%	0.30%
2021	0.01%	0.01%	0.01%	0.01%	0.01%	0.01%	0.01%	0.01%	0.01%	0.01%	0.02%	0.02%	0.13%
2022	0.03%	0.04%	0.06%	0.07%	0.08%	0.10%	0.11%	0.15%	0.17%	0.19%	0.23%	0.29%	1.54%
2023	0.28%	0.30%	0.36%	0.34%	0.36%	0.40%	0.40%	0.44%	0.45%	0.45%	0.42%	0.47%	4.77%
2024	0.44%	0.42%	0.47%	0.45%	0.48%	0.43%	0.47%	0.46%	0.42%	0.46%	0.43%	0.43%	5.48%
2025	0.44%	-	-	-	-	-	-	-	-	-	-	-	0.44%

MAIN FUND CHARACTERISTICS

Legal Structure	SICAV Luxembourgeois
UCITS Compliant	Yes
ISIN Code	LU1230136894
Replication method	Synthétique
Share Class Currency	GBP
Inception Date of the Fund	02/03/2015
NAV per Share at inception	1000 (GBP)
Total Expense Ratio p.a	0.1
Total asset	659.65 (M GBP)
Fund Net asset Value	6,876.14 (M EUR)
NAV per Share	1,166.34 (GBP)
Min. Subsequent Subscription	1
Income	Capitalisation

Reference Index	100% UK SONIA (STERLING OVERNIGHT INTERBANK AVERAGE RATE) CAPITALISED

FUND FACTS

Total Fund Assets	5,752.58 (million GBP)
NAV per Share	1,166.34 GBP

Annualized Performance	5.34%
Annualized volatility	0.07%
Minimum counterparty rating	A-
Rate sensitivity	2.4474078360471E-9

Weighted Average Life	1
Weighted Average Maturity	0

This material has been prepared for informational purposes only and does not constitute an offer, or a solicitation of an offer, to buy or sell any security or instrument, does not constitute an offer of purchase, sale or subscription of financial instruments nor is it a marketing proposal to participate in any investment strategy or an offer of financial services. Any such offer or solicitation may be made only pursuant to the Prospectus or Offering Memorandum. This product may be subject to restrictions with regard to certain persons or in certain countries under national regulations applicable to said persons or in said countries. Amundi Asset Management ("Amundi AM") and its subsidiaries may not be held responsible for the financial or other consequences that may arise from the investment in this product. The information presented in this document is based on market data at a given moment and may change from time to time. Past performances do not guarantee future results.

BONDS

PORTFOLIO ANALYSIS BY INSTRUMENT TYPE

SECURED VS NON-SECURED LENDING % OF NET ASSETS

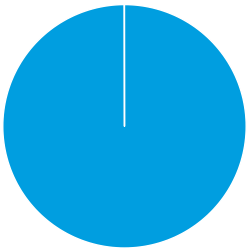

Objective and Investment Policy

The LYXOR SMART OVERNIGHT RETURN is a UCITS compliant fund that aims to achieve short term returns higher than the benchmark index SONIO.

The fund is actively managed and invests in a diversified portfolio of financial instruments and repurchase agreements, in an environment of a strict risk and liquidity monitoring.

TOP 10 HOLDINGS

Full Name	Weight	Country	Sector	Assets
AMAZON.COM INC	5.68	US	Communications	Equity
NVIDIA CORP	5.15	US	Technology	Equity
ALPHABET INC CL A	4.98	US	Communications	Equity
BROADCOM INC	4.16	US	Technology	Equity
META PLATFORMS INC-CLASS A	3.85	US	Communications	Equity
TESLA INC	3.01	US	Consumer, Cyclical	Equity
MICROSOFT CORP	2.52	US	Technology	Equity
PROCTER & GAMBLE CO/THE	2.28	US	Consumer. Non-cyclical	Equity
GILEAD SCIENCES INC	2.11	US	Consumer. Non-cyclical	Equity
INTUITIVE SURGICAL INC	1.92	US	Consumer. Non-cyclical	Equity

This material has been prepared for informational purposes only and does not constitute an offer, or a solicitation of an offer, to buy or sell any security or instrument, does not constitute an offer of purchase, sale or subscription of financial instruments nor is it a marketing proposal to participate in any investment strategy or an offer of financial services. Any such offer or solicitation may be made only pursuant to the Prospectus or Offering Memorandum. This product may be subject to restrictions with regard to certain persons or in certain countries under national regulations applicable to said persons or in said countries. Amundi Asset Management ("Amundi AM") and its subsidiaries may not be held responsible for the financial or other consequences that may arise from the investment in this product. The information presented in this document is based on market data at a given moment and may change from time to time. Past performances do not guarantee future results.

ANALYSIS OF THE BASKET OF SECURITIES USED AS GUARANTEES

ASSETS CATEGORIES BREAKDOWN

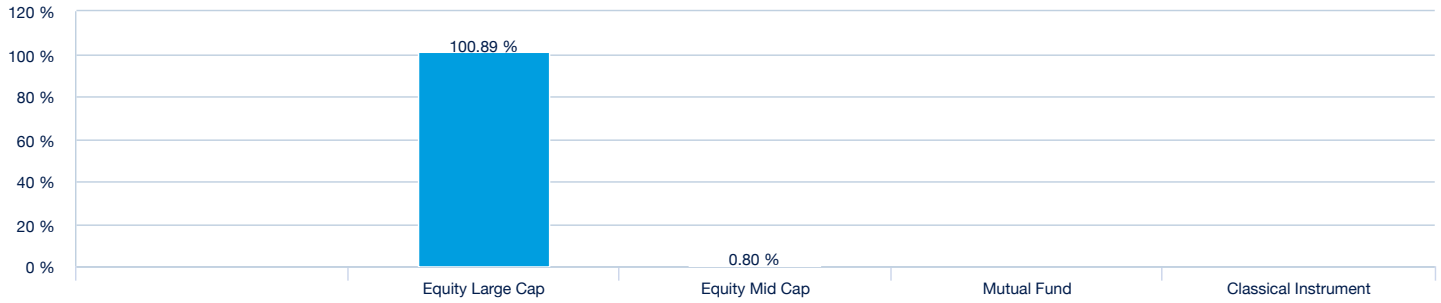

SECTORAL BREAKDOWN OF THE EQUITIES

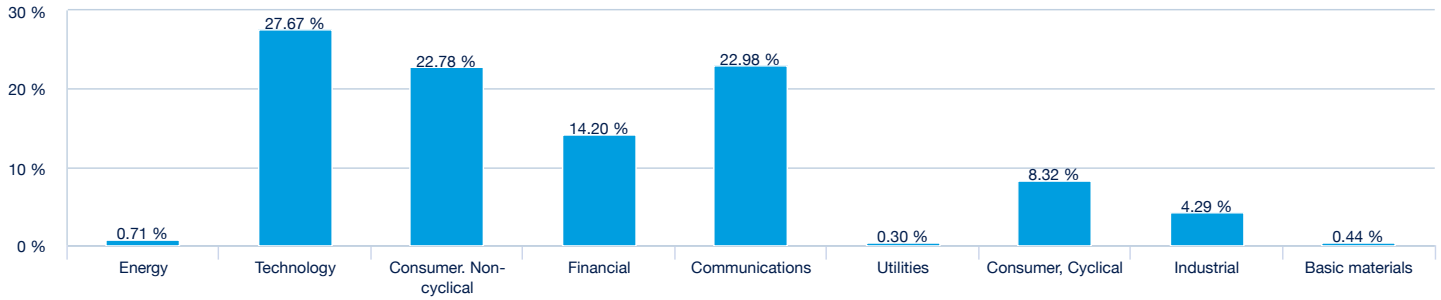

GEOGRAPHICAL BREAKDOWN OF THE EQUITIES

Listing data (source : Amundi)

Place	Hours	CCY	Mnemo	Bloomberg Ticker	Bloomberg iNAV	Reuters RIC	Reuters iNAV
Six Swiss Exchange	9:00 - 17:30	GBP	CSH2	LYSMG SW	LYSMGBIV	LYSMG.S	LYSMGBIV
London Stock Exchange	9:00 - 17:30	GBP	CSH2	CSH2 LN	LYSMGBIV	LYCSH2.L	LYSMGBIV

This material has been prepared for informational purposes only and does not constitute an offer, or a solicitation of an offer, to buy or sell any security or instrument, does not constitute an offer of purchase, sale or subscription of financial instruments nor is it a marketing proposal to participate in any investment strategy or an offer of financial services. Any such offer or solicitation may be made only pursuant to the Prospectus or Offering Memorandum. This product may be subject to restrictions with regard to certain persons or in certain countries under national regulations applicable to said persons or in said countries. Amundi Asset Management ("Amundi AM") and its subsidiaries may not be held responsible for the financial or other consequences that may arise from the investment in this product. The information presented in this document is based on market data at a given moment and may change from time to time. Past performances do not guarantee future results.