INRG

iShares Global Clean Energy UCITS ETF USD (Dist)

March Factsheet

Unless otherwise stated, Performance, Portfolio Breakdowns and Net Assets information as at: 31-Mar-2022

All other data as at 05-Apr-2022

iShares by BLACKROCK®

This document is marketing material. For Investors in Switzerland. Investors should read the Key Investor Information Document and Prospectus prior to investing.

The Fund aims to achieve a return on your investment, through a combination of capital growth and income on the Fund's assets, which reflects the return of the S&P Global Clean Energy Index, the Fund's benchmark index

Capital at risk. All financial investments involve an element of risk. Therefore, the value of your investment and the income from it will vary and your initial investment amount cannot be guaranteed.

KEY BENEFITS

1. Invest in companies involved in clean energy production or the provision of clean energy equipment & technology from both developed and emerging markets
2. Excludes companies which exceed a carbon emissions threshold determined by the index
3. Express a medium- to long-term view on the clean energy sector

Key Risks: Investment risk is concentrated in specific sectors, countries, currencies or companies. This means the Fund is more sensitive to any localised economic, market, political or regulatory events. The value of equities and equity-related securities can be affected by daily stock market movements. Other influential factors include political, economic news, company earnings and significant corporate events. Investments in the Global Clean Energy industry are subject to environmental concerns, taxes, government regulation, price, supply and competition. Counterparty Risk: The insolvency of any institutions providing services such as safekeeping of assets or acting as counterparty to derivatives or other instruments, may expose the Fund to financial loss.

GROWTH OF 10,000 USD SINCE INCEPTION

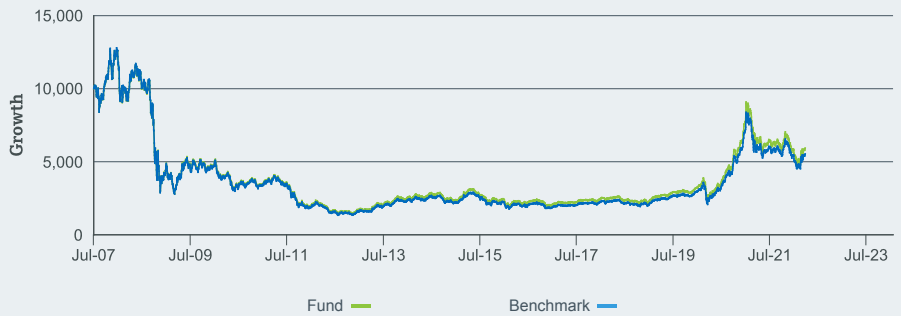

COMPLETE TWELVE MONTH PERFORMANCE PERIODS (% USD)

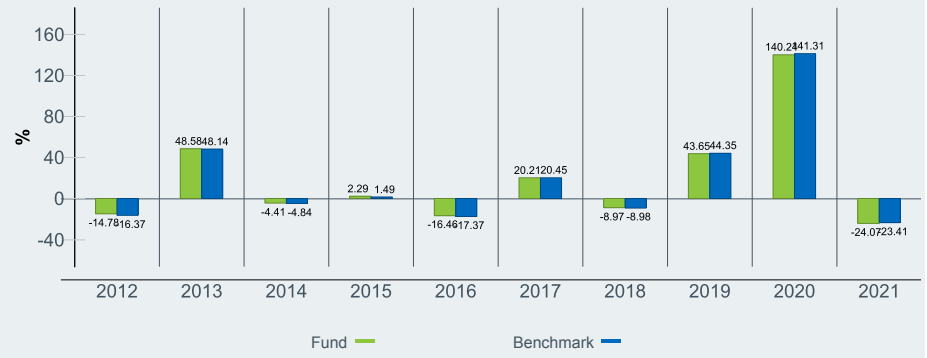

KEY FACTS

Asset Class	Equity
Fund Base Currency	USD
Share Class Currency	USD
Fund Launch Date	06-Jul-2007
Share Class Launch Date	06-Jul-2007
Benchmark	S&P Global Clean Energy Index
Valor	3246465
ISIN	IE00B1XNHC34
Total Expense Ratio	0.65%
Distribution Frequency	Semi-Annual
Domicile	Ireland
Methodology	Replicated
Product Structure	Physical
Rebalance Frequency	Semi-Annual
UCITS	Yes
UK Distributor/ Reporting Status	Yes/Yes
Use of Income	Distributing

Net Assets of Fund	USD 6,095,401,324
Net Assets of Share Class	USD 6,094,172,428
Number of Holdings	76
Shares Outstanding	493,238,841
Benchmark Ticker	SPGTCLNT
Distribution Yield	0.73%

TOP HOLDINGS (%)

ENPHASE ENERGY INC	9.13
VESTAS WIND SYSTEMS	7.78
CONSOLIDATED EDISON INC	6.26
ORSTED	6.05
SOLAREDGE TECHNOLOGIES INC	5.68
PLUG POWER INC	4.98
SSE PLC	3.83
EDP ENERGIAS DE PORTUGAL SA	3.67
IBERDROLA SA	3.54
FIRST SOLAR INC	2.77
	53.69

Holdings are subject to change.

Please note that some of the fund holdings will be achieved by investing in Contracts for Difference (CFDs). A contract for difference is a derivative instrument that offers exposure to price changes in an underlying security without ownership of such security.

The figures shown relate to past performance. Past performance is not a reliable indicator of future results and should not be the sole factor of consideration when selecting a product or strategy. Share Class and Benchmark performance displayed in USD, hedged fund benchmark performance is displayed in USD. Performance is shown on a Net Asset Value (NAV) basis, with gross income reinvested where applicable. Performance data is based on the net asset value (NAV) of the ETF which may not be the same as the market price of the ETF. Individual shareholders may realize returns that are different to the NAV performance. The return of your investment may increase or decrease as a result of currency fluctuations if your investment is made in a currency other than that used in the past performance calculation. **Source:** BlackRock

SECTOR BREAKDOWN (%)

	Fund
Utilities	48.17
Industrials	24.56
Information Technology	23.98
Energy	2.15
Materials	0.91
Cash and/or Derivatives	0.23

PORTFOLIO CHARACTERISTICS

Price to Earnings (TTM) Ratio	27.73x
Price to Book Ratio	2.71x

DEALING INFORMATION

Exchange	SIX Swiss Exchange	London Stock Exchange
Ticker	INRG	INRG
Bloomberg Ticker	INRG SW	INRG LN
RIC	INRG.S	INRG.L
SEDOL	B28PN34	B1Y9MZ8
Valor	3246465	3246465
Trading Currency	USD	GBP

This product is also listed on: Bolsa Institucional de Valores,Borsa Italiana, Deutsche Boerse Xetra

GEOGRAPHIC BREAKDOWN (%)

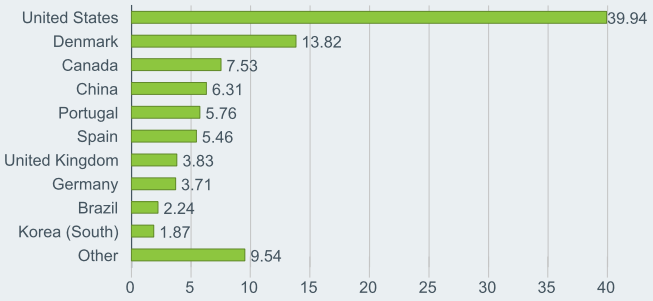

Geographic exposure relates principally to the domicile of the issuers of the securities held in the product, added together and then expressed as a percentage of the product's total holdings. However, in some instances it can reflect the location where the issuer of the securities carries out much of their business.

Want to learn more? 0800 33 66 88 iSharesSwitzerland@blackrock.com www.ishares.ch

IMPORTANT INFORMATION:

BlackRock has not considered the suitability of this investment against your individual needs and risk tolerance. The data displayed provides summary information, investment should be made on the basis of the relevant Prospectus which is available from your Broker, Financial Adviser or BlackRock Advisors (UK) Limited. We recommend you seek independent professional advice prior to investing.

The iShares ETFs are domiciled in Ireland. BlackRock Asset Management Schweiz AG, Bahnhofstrasse 39, CH-8001 Zurich, is the Swiss Representative and State Street Bank International GmbH, Munich, Zurich Branch, Beethovenstrasse 19, CH-8002 Zürich, the Swiss Paying Agent of the iShares ETFs. The Prospectus, Key Investor Information Document, the Articles of Incorporation, the latest and any previous annual and semi-annual reports are available free of charge from the Swiss representative. Investors should read the fund specific risks in the Key Investor Information Document and the Prospectus.

This document is not, and under no circumstances is to be construed as an advertisement or any other step in furtherance of a public offering of shares in the United States or Canada. This document is not aimed at persons who are resident in the United States, Canada or any province or territory thereof, where the companies/securities are not authorised or registered for distribution and where no prospectus has been filed with any securities commission or regulatory authority. The companies/securities may not be acquired or owned by, or acquired with the assets of, an ERISA Plan.

Investment in the products mentioned in this document may not be suitable for all investors. The price of the investments may go up or down and the investor may not get back the amount invested. Your income is not fixed and may fluctuate. The value of investments involving exposure to foreign currencies can be affected by exchange rate movements. We remind you that the levels and bases of, and reliefs from, taxation can change.

In respect of the products mentioned this document is intended for information purposes only and does not constitute investment advice or an offer to sell or a solicitation of an offer to buy the securities described within. This document may not be distributed without authorisation from the manager.

Standard & Poor's®', 'S&P®', are registered trademarks and S&P Global Clean Energy Index is a trademark of Standard & Poor's Financial Services LLC and have been licensed for use for certain purposes by BlackRock Fund Advisors or its affiliates. iShares® is a registered trademark of BlackRock Fund Advisors or its affiliates. iShares Global Clean Energy UCITS ETF is not sponsored, endorsed, sold or promoted by S&P and S&P makes no representation regarding the advisability of investing in this product.

© 2022 BlackRock, Inc. All Rights reserved. BLACKROCK, BLACKROCK SOLUTIONS, iSHARES, BUILD ON BLACKROCK, SO WHAT DO I DO WITH MY MONEY are registered and unregistered trademarks of BlackRock, Inc. or its subsidiaries in the United States and elsewhere. All other trademarks are those of their respective owners. © 2022 Morningstar. All Rights Reserved. The information, data, analyses, and opinions contained herein (1) include the proprietary information of Morningstar, (2) may not be copied or redistributed, (3) do not constitute investment advice offered by Morningstar, (4) are provided solely for informational purposes and therefore are not an offer to buy or sell a security, and (5) are not warranted to be correct, complete, or accurate. Morningstar shall not be responsible for any trading decisions, damages, or other losses resulting from, or related to, this information, data, analyses, or opinions or their use.

BLACKROCK®

GLOSSARY

Total Expense Ratio (TER): A measure of the total costs associated with managing and operating a fund. The Total Expense Ratio (TER) consists primarily of the management fee and other expenses such as trustee, custody, transaction and registration fees and other operating expenses. It is expressed as a percentage of the fund's total net asset value.

Distribution yield: The distribution yield represents the ratio of distributed income over the last 12 months to the fund's current Net Asset Value.

Product Structure: Indicates whether the fund buys the actual underlying securities in the index (i.e. Physical) or whether the fund gains exposure to those securities by buying derivatives, such as swaps (known as 'Synthetic'). Swaps are a form of contract that promises to provide the return of the security to the fund, but the fund does not hold the actual security. This can introduce a risk that the counterparty defaults on the "promise" or contract.

Methodology: Indicates whether the product is holding all index securities in the same weight as the index (replicating) or whether an optimised subset of index securities is used (optimised/sampled) in order to efficiently track index performance.

INRG

iShares Global Clean Energy UCITS ETF USD (Dist)

March Factsheet

iShares by BLACKROCK®

SUSTAINABILITY CHARACTERISTICS

Sustainability Characteristics can help investors integrate non-financial, sustainability considerations into their investment process. These metrics enable investors to evaluate funds based on their environmental, social, and governance (ESG) risks and opportunities. This analysis can provide insight into the effective management and long-term financial prospects of a fund.

The metrics below have been provided for transparency and informational purposes only. The existence of an ESG rating is not indicative of how or whether ESG factors will be integrated into a fund. The metrics are based on MSCI ESG Fund Ratings and, unless otherwise stated in fund documentation and included within a fund's investment objective, do not change a fund's investment objective or constrain the fund's investable universe, and there is no indication that an ESG or Impact focused investment strategy or exclusionary screens will be adopted by a fund. For more information regarding a fund's investment strategy, please see the fund's prospectus.

MSCI ESG Fund Rating (AAA-CCC)	AAA	**MSCI ESG Quality Score (0-10)**	9.09
MSCI ESG Quality Score - Peer Percentile	98.23%	**MSCI ESG % Coverage**	96.52%
Fund Lipper Global Classification	Equity Theme - Alternative Energy	**MSCI Weighted Average Carbon Intensity (Tons CO2E/$M SALES)**	327.67
Funds in Peer Group	113		

All data is from MSCI ESG Fund Ratings as of **07-Feb-2022**, based on holdings as of **31-Dec-2021**. As such, the fund's sustainable characteristics may differ from MSCI ESG Fund Ratings from time to time.

To be included in MSCI ESG Fund Ratings, 65% of the fund's gross weight must come from securities covered by MSCI ESG Research (certain cash positions and other asset types deemed not relevant for ESG analysis by MSCI are removed prior to calculating a fund's gross weight; the absolute values of short positions are included but treated as uncovered), the fund's holdings date must be less than one year old, and the fund must have at least ten securities. For newly launched funds, sustainability characteristics are typically available 6 months after launch.

ESG GLOSSARY:

MSCI ESG Fund Rating (AAA-CCC): The MSCI ESG Rating is calculated as a direct mapping of ESG Quality Scores to letter rating categories (e.g. AAA = 8.6-10). The ESG Ratings range from leader (AAA, AA), average (A, BBB, BB) to laggard (B, CCC).
MSCI ESG Quality Score - Peer Percentile: The fund's ESG Percentile compared to its Lipper peer group.
Fund Lipper Global Classification: The fund peer group as defined by the Lipper Global Classification.
Funds in Peer Group: The number of funds from the relevant Lipper Global Classification peer group that are also in ESG coverage.
MSCI ESG Quality Score (0-10): The MSCI ESG Quality Score (0 - 10) for funds is calculated using the weighted average of the ESG scores of fund holdings. The Score also considers ESG Rating trend of holdings and the fund exposure to holdings in the laggard category. MSCI rates underlying holdings according to their exposure to industry specific ESG risks and their ability to manage those risks relative to peers.
MSCI ESG % Coverage: Percentage of a fund's holdings that have MSCI ESG ratings data.
MSCI Weighted Average Carbon Intensity (Tons CO2E/$M SALES): Measures a fund's exposure to carbon intensive companies. This figure represents the estimated greenhouse gas emissions per $1 million in sales across the fund's holdings. This allows for comparisons between funds of different sizes.

IMPORTANT INFORMATION:

Certain information contained herein (the "Information") has been provided by MSCI ESG Research LLC, a RIA under the Investment Advisers Act of 1940, and may include data from its affiliates (including MSCI Inc. and its subsidiaries ("MSCI")), or third party suppliers (each an "Information Provider"), and it may not be reproduced or redisseminated in whole or in part without prior written permission. The Information has not been submitted to, nor received approval from, the US SEC or any other regulatory body. The Information may not be used to create any derivative works, or in connection with, nor does it constitute, an offer to buy or sell, or a promotion or recommendation of, any security, financial instrument or product or trading strategy, nor should it be taken as an indication or guarantee of any future performance, analysis, forecast or prediction. Some funds may be based on or linked to MSCI indexes, and MSCI may be compensated based on the fund's assets under management or other measures. MSCI has established an information barrier between equity index research and certain Information. None of the Information in and of itself can be used to determine which securities to buy or sell or when to buy or sell them. The Information is provided "as is" and the user of the Information assumes the entire risk of any use it may make or permit to be made of the Information. Neither MSCI ESG Research nor any Information Party makes any representations or express or implied warranties (which are expressly disclaimed), nor shall they incur liability for any errors or omissions in the Information, or for any damages related thereto. The foregoing shall not exclude or limit any liability that may not by applicable law be excluded or limited.

BLACKROCK®