DWS Xtrackers

This factsheet is as at 26 February 2021 unless otherwise specified.
Past performance is not a reliable indicator of future results.

Xtrackers MSCI Emerging Markets UCITS ETF 1C

a sub fund of Xtrackers (IE) Plc

At a glance

- Direct investment in Emerging Market Equities
- Provides diversified exposure to large and mid-cap Emerging Market equities, with 85% market representation
- Contains over 20 Emerging Market Countries

MSCI Total Return Net Emerging Markets Index

The MSCI Emerging Markets index aims to reflect the performance of the following market:
- Large and mid-cap companies from Global Emerging Markets
- Covers approximately 85% of free-float market capitalisation
- Weighted by free-float adjusted market capitalisation
- Reviewed on a quarterly basis

Additional information on the index, selection and weighting methodology is available at www.msci.com

Fund information	
ISIN	IE00BTJRMP35
Share class currency	USD
Fund Currency	USD
Fund launch date	21 June 2017
Domicile	Ireland
Portfolio Methodology	Direct Replication
Sub-Portfolio Manager	DWS Investments UK Ltd
Investment Manager	DWS Investment GmbH
Custodian	State Street Custodial Services (Ireland) Limited
All-in fee[1]	0.18% p.a.
Income treatment	Reinvestment
NAV per Share	USD 64.24
Total Fund Assets	USD 4.36 Billion
Total Shares Outstanding	67.95 Million
Annual security lending return[2]	0.0039%

[1] Please see additional information / glossary.
[2] Based on annual revenue from securities lending divided by average fund AuM over the past year or since the fund started securities lending (if less than one year ago)

Key Risks

- The Fund is not guaranteed and your investment is at risk. The value of your investment may go down as well as up.
- The Fund is exposed to less economically developed economies (known as emerging markets) which involve greater risks than well developed economies. Political unrest and economic downturn may be more likely and will affect the value of your investment.
- The value of an investment in shares will depend on a number of factors including, but not limited to, market and economic conditions, sector, geographical region and political events.

Cumulative performance figures

	1 Month	3 Months	6 Months	1 Year	3 Years	Annualised Volatility
Share Class	0.76%	11.42%	19.97%	35.73%	19.42%	16.90%
Index	0.76%	11.49%	20.12%	36.05%	20.29%	16.64%
Tracking Difference	-0.01%	-0.07%	-0.15%	-0.32%	-0.87%	-
Tracking Error	0.13%	0.26%	0.19%	0.17%	0.13%	-

Rolling performance figures

	2/18 - 2/19	2/19 - 2/20	2/20 - 2/21	Since launch
Share Class	-10.11%	-2.12%	35.73%	10.36%
Index	-9.89%	-1.88%	36.05%	10.63%
Tracking Difference	-0.23%	-0.24%	-0.32%	-0.35%
Tracking Error	0.08%	0.11%	0.17%	0.12%

Calendar year performance figures

	YTD	2020	2019	2018
Share Class	3.82%	17.97%	18.56%	-14.69%
Index	3.85%	18.31%	18.81%	-14.49%
Tracking Difference	-0.04%	-0.33%	-0.25%	-0.20%
Tracking Error	0.31%	0.13%	0.10%	0.08%

Historical Performance

Source: DWS, Index Provider

Listing and trading information

Exchange	Bloomberg Ticker	Reuters RIC	Trading Currency	NSIN	Exchange Code (local)	Settlement
London Stock Exchange	XMME LN	XMME.L	USD	BTJRMP3	XMME	t+2
SIX Swiss Exchange	XMME SW	XMME.S	CHF	35987944	XMME	t+2
Xetra	XMME GY	XMME.DE	EUR	A12GVR	XMME	t+2
London Stock Exchange	XMMS LN	XMMS.L	GBp	BDT5BX6	XMMS	t+2
Italian Stock Exchange	XMME IM	XMME.MI	EUR	-	XMME	t+2

DWS Xtrackers

This factsheet is as at 26 February 2021 unless otherwise specified.
Past performance is not a reliable indicator of future results.

Top 10 ETF constituents		
Issuer	ISIN	Weight
TWN SEMICONT MAN ORD	TW0002330008	6.62%
TENCENT HOLDINGS ORD SHS	KYG875721634	6.08%
ALIBABA GROUP HOLDING ADR REPRESENTING 1 ORD SHS	US01609W1027	5.58%
SAMSUNG ELECTR ORD	KR7005930003	4.34%
MEITUAN ORD	KYG596691041	1.96%
NASPERS-N- ORD	ZAE000015889	1.25%
RELIANCE INDUSTRIES ORD A	INE002A01018	1.00%
JD.COM ADR REPRESENTING 2 ORD SHS CLASS A	US47215P1066	1.00%
CHINA CONSTRUCTION BANK CL H ORD	CNE1000002H1	0.96%
BAIDU COM ADR	US0567521085	0.96%

ETF Fundamentals	
ETF PE Ratio (Forward)	16.01
ETF PE Ratio (Trailing)	20.18
Number of Securities in the Fund	1,375

Source: DWS, 26 February 2021

Index information	
Bloomberg Symbol	NDUEEGF
Index Type	Total Return Net
Index Base Currency	USD
Number of Index constituents	1,381
Index Rebalance Frequency	Quarterly

Source: Index Provider

MSCI Emerging Markets UCITS ETF

Source: DWS
Figures may not always add up to 100.00% due to rounding

ETF Composition by Countries

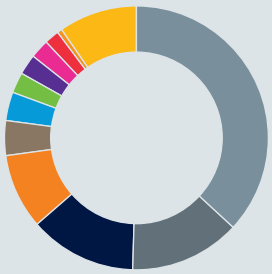

- 36.87% China
- 13.58% Taiwan
- 13.16% South Korea
- 9.23% India
- 4.27% Brasil
- 3.50% South Africa
- 2.53% Russian Federation
- 2.50% Saudi Arabia
- 2.33% Hong Kong
- 1.81% Thailand
- 0.59% Cash, Money Market Instruments & Derivatives
- 9.62% Other

ETF Composition by Sectors

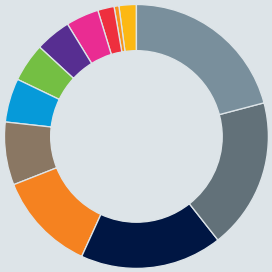

- 20.90% Information Technology
- 18.49% Consumer Discretionary
- 17.42% Financials
- 12.23% Communication Services
- 7.71% Materials
- 5.37% Consumer Staples
- 4.74% Energy
- 4.38% Health Care
- 4.03% Industrials
- 2.01% Real Estate
- 0.59% Cash, Money Market Instruments & Derivatives
- 2.13% Other

ETF Composition by Currencies

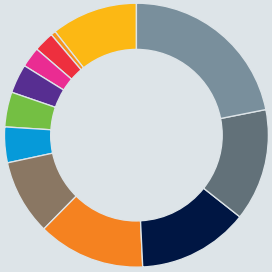

- 21.89% Hong Kong Dollar
- 13.75% New Taiwan Dollar
- 13.60% US Dollar
- 13.16% Won
- 9.23% Indian Rupee
- 4.37% Renminbi Yuan
- 4.27% Brazilian Real
- 3.56% Rand
- 2.50% Saudi Riyal
- 2.48% Russian Ruble
- 0.59% Cash, Money Market Instruments & Derivatives
- 10.59% Other

Further information on Xtrackers

DWS CH AG
Zweigniederlassung Zürich
Xtrackers Team
Hardstrasse 201
CH-8005 Zürich

Hotline: +44 (0)20 7547 1747
Website: www.Xtrackers.com
E-Mail: Xtrackers@dws.com

Additional information

A Glossary of Terms is available at Xtrackers.com.
ETF performance is shown on NAV basis, net of fees and index replication costs. Index performance is calculated on a total return basis. Volatility is calculated since launch of the share class.

Disclaimer

The Sub-Fund described in this document was authorised as a foreign collective investment scheme by the Swiss Financial Market Supervisory Authority (Eidgenössische Finanzmarktaufsicht - FINMA) in accordance with Article 120 of the Swiss Federal Act of 23 June 2006 on Collective Investment Schemes (Bundesgesetz über kollektive Kapitalanlagen, "KAG"). The following document is intended as marketing communication. The information contained in this document does not constitute investment advice or investment recommendation. Complete information on the Sub-Fund including risks can be found in the prospectus in its prevailing version. This and the key investor information document (KIID) constitute the only binding sales documents for the Sub-Fund. Investors can obtain these documents, along with copies of the articles of association and the latest published annual and semi-annual reports from the Swiss Representative in German in printed form free of charge, or download them from etf.dws.com. The Representative in Switzerland is DWS CH AG , Hardstrasse 201, CH-8005 Zurich and the Paying Agent in Switzerland is Deutsche Bank (Suisse) SA, Place des Bergues 3, CH-1201 Geneva. Place of jurisdiction and performance is the registered office of the Representative in Switzerland. Due to its composition/the techniques employed by fund management, the Sub-Fund may exhibit increased volatility (fluctuations in value). Xtrackers® is a registered trademark of DWS. The registered office of Concept Fund Solutions plc (Reg. No.: 393802), a company registered in Ireland, is at 78 Sir John Rogerson's Quay, Dublin 2, Ireland.

This document is intended for information purposes only and does not create any legally binding obligations on the part of DWS Group GmbH & Co. KGaA and/or its affiliates (DWS). This document has been prepared without consideration of the investment needs, objectives or financial circumstances of any investor. Without limitation, this document does not constitute an offer, an invitation to offer or a recommendation to enter into any transaction. Before making an investment decision, investors need to consider, with or without the assistance of an investment adviser, whether the investments and strategies described or provided by DWS are appropriate in light of their particular investment needs, objectives and financial circumstances. Information in this document has been obtained or derived from sources believed to be reliable and current. However, accuracy or completeness of the sources cannot be guaranteed. This document is not directed to, or intended for distribution to or use by, any person or entity who is a citizen or resident of or located in any locality, state, country or other jurisdiction, including the United States, where such distribution, publication, availability or use would be contrary to law or regulation or which would subject DWS to any registration or licensing requirement within such jurisdiction not currently met within such jurisdiction. Persons into whose possession this document may come are required to inform themselves of, and to observe, such restrictions. Xtrackers (IE) plc is an undertaking for collective investment in transferable securities (UCITS) in accordance with the applicable laws and regulations and set up as open-ended investment company with variable capital and segregated liability amongst its respective compartments. Xtrackers (IE) plc is incorporated in Ireland with registered number 393802 and has its registered office at 78 Sir John Rogerson's Quay, Dublin 2, Ireland. DWS Investment S.A. acts as the management company of Xtrackers (IE) plc. Any investment decision in relation to a fund should be based solely on the latest version of the prospectus, the audited annual and, if more recent, un-audited semi-annual reports and the Key Investor Information Document (KIID), all of which are available in English upon request to DWS Investment S.A., 2, Boulevard Konrad Adenauer, L-1115 Luxembourg or on www.Xtrackers.com. **PAST PERFORMANCE IS NO GUARANTEE OF FUTURE RESULTS.**
© DWS Investments UK Limited, 2021. Authorised and regulated by the Financial Conduct Authority.

Index Disclaimer

The funds or securities referred to herein are not sponsored, endorsed, or promoted by MSCI, and MSCI bears no liability with respect to any such funds or securities or any index on which such funds or securities are based. The Prospectus of Xtrackers MSCI Emerging Markets UCITS ETF contains a more detailed description of the limited relationship MSCI has with Xtrackers and any related funds.