AMUNDI EURO CORPORATE FINANCIALS IBOXX UCITS ETF - EUR

FACTSHEET

30/09/2021

BOND

Key Information (source : Amundi)

Net Asset Value (NAV) : **139.11 (EUR)**
NAV and AUM as of : **30/09/2021**
Assets Under Management (AUM) :
93.35 (million EUR)
ISIN code : **LU1681040066**
Benchmark :
100% MARKIT IBOXX EUR LIQUID CORPORATES TOP 75 MID PRICE TCA (FINANCIALS)
:

Objective and Investment Policy

This ETF seeks to replicate as closely as possible the performance of the Markit iBoxx Euro Liquid Corporates Top 75 Mid Price TCA Financials index whether the trend is rising or falling.

Risk & Reward Profile (SRRI)

1 2 **3** 4 5 6 7

Lower risk, potentially lower rewards

Higher risk, potentially higher rewards

The SRRI represents the risk and return profile as presented in the Key Investor Information Document (KIID). The lowest category does not imply that there is no risk. The SRRI is not guaranteed and may change over time.

« Technical net asset values may be calculated and published for any calendar day (excluding Saturdays and Sundays) that is neither a business day nor a transaction day. These technical net asset values are merely indicative and will not be the basis for purchasing, switching, redeeming and/or transferring shares."

Returns

Performances from 30/09/2016 to 30/09/2021

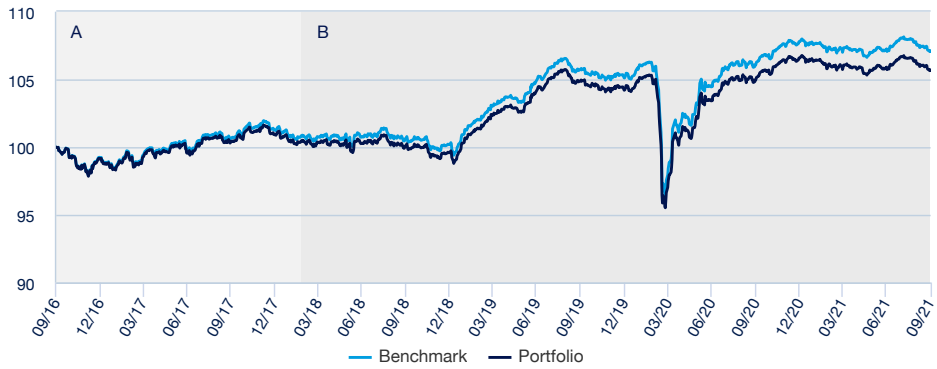

A : Sur la base des performances réalisées depuis la date de lancement jusqu'à la date d'absorption du Fonds français « AMUNDI ETF EURO CORPORATE FINANCIALS IBOXX UCITS ETF » géré par Amundi Asset Management et absorbé par « AMUNDI EURO CORPORATE FINANCIALS IBOXX » le 27.02.2018.
B : Performance of the Sub-Fund since the date of its launch

Cumulative returns*

Since	YTD 31/12/2020	1 month 31/08/2021	3 months 30/06/2021	1 year 30/09/2020	3 years 28/09/2018	5 years 30/09/2016	Since 28/04/2011
Portfolio	-0.88%	-0.56%	-0.24%	0.65%	5.57%	5.65%	35.84%
Benchmark	-0.67%	-0.53%	-0.18%	0.92%	6.42%	7.07%	39.31%
Spread	-0.20%	-0.03%	-0.07%	-0.27%	-0.85%	-1.42%	-3.47%

Calendar year performance*

	2020	2019	2018	2017	2016	2015	2014	2013	2012	2011
Portfolio	2.28%	4.64%	-1.32%	1.82%	3.43%	-0.72%	5.62%	1.54%	13.55%	-
Benchmark	2.55%	4.91%	-1.06%	2.09%	3.71%	-0.45%	5.81%	1.75%	13.76%	-
Spread	-0.27%	-0.28%	-0.26%	-0.26%	-0.28%	-0.27%	-0.20%	-0.22%	-0.21%	-

** Source : Amundi. The above cover complete periods of 12 months for each calendar year.* ***Past performance is no predictor of current and future results and does not guarantee future yield*** *. Any losses or gains do not take into consideration any costs, commissions and fees incurred by the investor in the issue and buyout of the shares (e.g. taxes, brokerage fees or other commissions deducted by the financial intermediary). If performance is calculated in a currency other than the euro, any losses or gains generated can thereby be affected by exchange rate fluctuations (both upward and downward). The discrepancy accounts for the performance difference between the portfolio and the index.*

Risk indicators

	1 year	3 years	Inception to date
Portfolio volatility	1.38%	4.30%	3.24%
Benchmark volatility	1.38%	4.30%	3.24%
Ex-post Tracking Error	0.02%	0.02%	0.03%
Sharpe ratio	1.02	0.53	0.96

AMUNDI EURO CORPORATE FINANCIALS IBOXX UCITS ETF - EUR

FACTSHEET
30/09/2021

BOND

Meet the Team

Stéphanie Pless
Head of Fixed Income Index Management

Fadil Hannane
Lead Portfolio Manager

Laurent Caudamine
Co-Portfolio Manager

Index Data

Description

Markit iBoxx Euro Liquid Corporates Top 75 Mid Price TCA Financials Index is a bond index representative of euro-denominated, Investment Grade, senior or subordinated bonds issued by public or private financial companies ("corporates").

Top 10 benchmark holdings (source : Amundi)

	% of assets (Index)
GS 3.375% 03/25	1.66%
CS VAR 04/26 EMTN	1.44%
BACR VAR 04/25 EMTN	1.41%
C VAR 07/26 EMTN	1.35%
JPM VAR 03/27 EMTN	1.34%
DNBNO 0.05% 11/23 EMTN	1.30%
MS VAR 10/27	1.13%
TD 0.625% 07/23 EMTN	1.12%
LLOYDS VAR 04/26 EMTN	1.09%
NWG VAR 03/26 EMTN	1.02%
Total	**12.86%**

Information

Asset class : **Bond**
Zone Geographique : **Eurozone**
Benchmark index currency : **EUR**

Holdings : **969**

Benchmark Indicators

	Benchmark
Modified duration [1]	4.44
Yield To Maturity	0.16%
Median rating [2]	BBB+

[1] Modified duration (in points) estimates a bond portfolio's percentage price change for 1% change in yield
[2] Based on cash bonds and CDS but excludes other types of derivatives

Benchmark Breakdown

By maturity

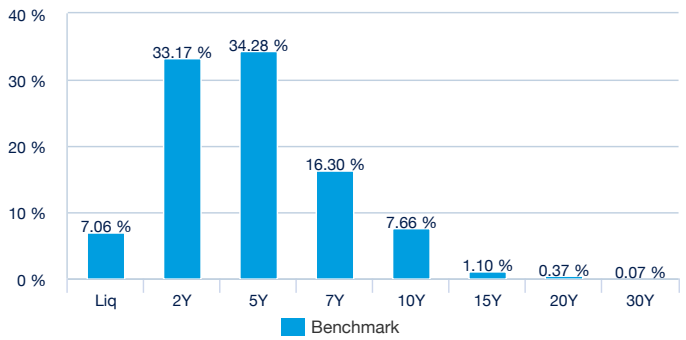

By rating (source : Amundi)

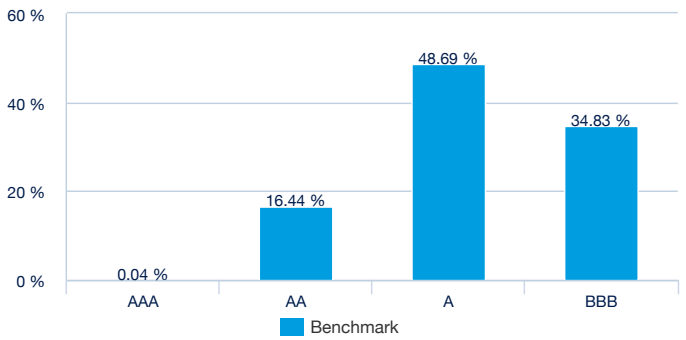

By issuer

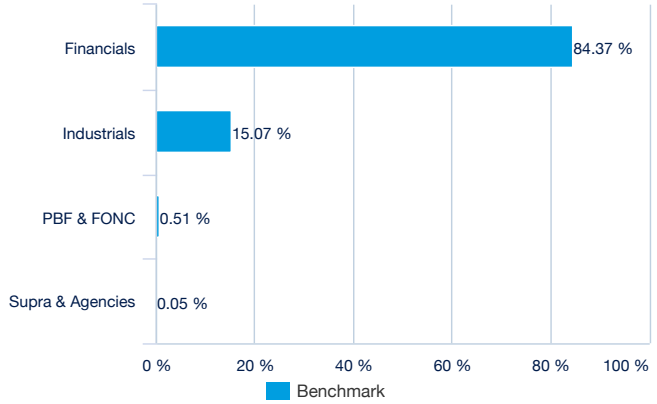

By country (source : Amundi)

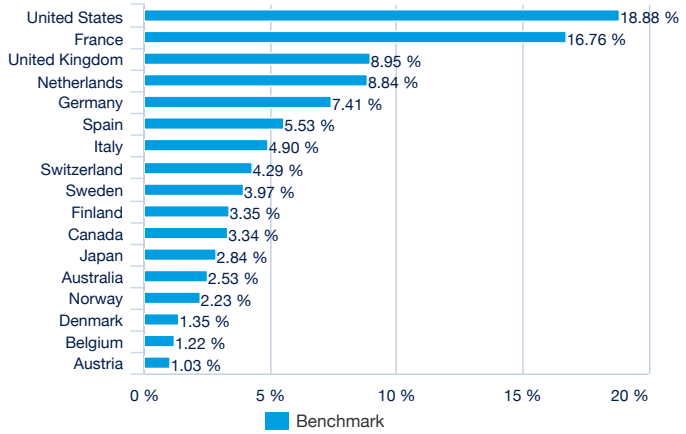

BOND

Principal characteristics

Legal structure	UCITS under Luxembourg law
UCITS compliant	UCITS
Management Company	Amundi Luxembourg SA
Administrator	CACEIS Bank, Luxembourg Branch
Custodian	CACEIS Bank, Luxembourg Branch
Independent auditor	PRICEWATERHOUSECOOPERS LUXEMBOURG
Share-class inception date	27/02/2018
Share-class reference currency	EUR
Classification	-
Type of shares	Accumulation
ISIN code	LU1681040066
Minimum investment to the secondary market	1 Share(s)
Frequency of NAV calculation	Daily
Ongoing charges	0.16% (realized) - 15/01/2021
Minimum recommended investment period	3 years
French tax wrapper	-
Fiscal year end	September
Primary Market Maker	SGCIB

Listing data (source : Amundi)

Place	Hours	CCY	Mnemo	Bloomberg Ticker	Bloomberg iNAV	Reuters RIC	Reuters iNAV
Nyse Euronext Paris	9:05 - 17:35	EUR	AFIN	AFIN FP	IAFIN	AFIN.PA	IAFININAV.PA
Deutsche Börse	9:00 - 17:30	EUR	AFIN	AFIN GY	IAFIN	AFIN.DE	IAFININAV.PA
Borsa Italiana	9:00 - 17:30	EUR	AFIN	AFIN IM	IAFIN	AFIN.MI	IAFININAV.PA
Six Swiss Exchange	9:00 - 17:30	EUR	AFIN	AFIN SW	IAFIN	AFIN.S	IAFININAV.PA

Contact

ETF Sales contact

France & Luxembourg	+33 (0)1 76 32 65 76
Germany & Austria	+49 (0) 69 74 221 358
Italy	+39 02 0065 2965
Switzerland (German)	+41 44 588 99 36
Switzerland (French)	+41 22 316 01 51
United Kingdom	+44 (0) 20 7074 9321
Netherlands	+31 20 794 04 79
Nordic countries	+46 8 5348 2271
Hong Kong	+65 64 39 93 50
Spain	+34 914 36 72 45

ETF Capital Markets contact

Téléphone	+33 (0)1 76 32 19 93
Bloomberg IB Chat	Capital Markets Amundi ETF Capital Markets Amundi HK ETF

ETF Market Makers contact

SG CIB	+33 (0)1 42 13 38 63
BNP Paribas	+44 (0) 207 595 1844

Amundi contact

Amundi ETF
90 bd Pasteur
CS 21564
75 730 Paris Cedex 15 - France
Hotline : +33 (0)1 76 32 47 74
info@amundietf.com

Index Providers

Type of index replicated : Fixed Income.
Markit iBoxx®, Markit iBoxx Indexes are marks of International Index Company Limited and have been licensed for use by Amundi. Markit iBoxx Indexes are the property of International Index Company Limited and are used under license. The Fund is not sponsored, endorsed, or promoted by International Index Company Limited. The Markit iBoxx Indexes are the property of International Index Company Limited ("Index Sponsor") and has been licensed for use in connection with this Fund.

Legal information

The Sub-Fund has been authorised for distribution to non-qualified investors in or from Switzerland by FINMA. Representative : CACEIS Bank, Paris, Branch of Nyon/Swiss, 35 route de Signy, 1260 Nyon, Switzerland (in the past "CACEIS Bank Luxembourg, Luxembourg, Branch of Nyon", Switzerland. Paying agent: CA Indosuez (Suisse) S.A., 4 quai General Guisan, 1204 Geneva. Subscriptions in the Sub-Funds will only be accepted on the basis of the SICAV's latest prospectus and Key Investor Information Document (KIID), its latest annual and semi-annual reports and its articles of incorporation that may be obtained, free of charge, at the registered office of the Swiss Representative. Past performance is not a guarantee or a reliable indicator for current or future performance and returns. The performance data do not take account of the commissions and costs incurred on the issue and redemption of units. Data are provided by Amundi and dated as mentioned under the first page label « MONTHLY REPORT » if not otherwise indicated.

This document is designed exclusively for institutional, professional, qualified or sophisticated investors and distributors. It is not meant for the general public or private clients of any jurisdiction or those qualified as 'US Persons'. Approved investors in regard to the European Union are those which are defined as "Professional" investors in Directive 2004/39/EC of 21 April 2004 "MiFID" or, as the case may be, as defined under each local legislation and, insofar as the offer in Switzerland is concerned, "qualified investors" as set forth in the federal Law on Collective Investments (LPCC), the Ordinance on collective investments of 22 November 2006 (OPCC) and the FINMA 08/8 Circular regarding the legislation on collective investments of 20 November 2008. This document shall not, under any circumstance, be sent within the European Union to non "Professional" investors as defined by the MFI or under each local legislation, or in Switzerland to those investors which are not defined as "qualified investors" in the applicable law and regulations.