DWS Xtrackers

This factsheet is as at 30 November 2023 unless otherwise specified.

Xtrackers MSCI Emerging Markets UCITS ETF 1C

a sub fund of Xtrackers (IE) Plc

At a Glance

- Direct investment in Emerging Market Equities
- Provides diversified exposure to large and mid-cap Emerging Market equities, with 85% market representation
- Contains over 20 Emerging Market Countries

Reference Index key features

The MSCI Total Return Net Emerging Markets Index aims to reflect the performance of the following market:
- Large and mid-cap companies from Global Emerging Markets
- Covers approximately 85% of free-float market capitalisation
- Weighted by free-float adjusted market capitalisation
- Reviewed on a quarterly basis

Additional information on the index, selection and weighting methodology is available at www.msci.com

Fund information	
ISIN	IE00BTJRMP35
Share class currency	USD
Fund Currency	USD
Fund launch date	21 June 2017
Domicile	Ireland
Portfolio Methodology	Direct Replication
Sub-Portfolio Manager	DWS Investments UK Ltd
Investment Manager	DWS Investment GmbH
Custodian	State Street Custodial Services (Ireland) Limited
All-in fee[1]	0.18% p.a.
Income treatment	Capitalising
NAV per Share	USD 50.66
Total Fund Assets	USD 4.94 Billion
Total Shares Outstanding	93.99 Million
Annual security lending return[2]	0.0077%

[1] Please see additional information / glossary.
[2] Based on annual revenue from securities lending divided by average fund AuM over the past year or since the fund started securities lending (if less than one year ago)

Key Risks

- **The value of your investment may go down as well as up and past performance does not predict future returns. Investor capital may be at risk up to a total loss.**
- The Fund is exposed to the currency markets which may be highly volatile. Large price swings can occur in such markets within very short periods and may result in your investment suffering a loss.
- The Fund is exposed to less economically developed economies (known as emerging markets) which involve greater risks than well developed economies. Political unrest and economic downturn may be more likely and will affect the value of your investment.
- The value of an investment in shares will depend on a number of factors including, but not limited to, market and economic conditions, sector, geographical region and political events.

Listing and trading information

Exchange	Bloomberg Ticker	Reuters RIC	Trading Currency
London Stock Exchange	XMME LN	XMME.L	USD
SIX Swiss Exchange	XMME SW	XMME.S	CHF
Xetra	XMME GY	XMME.DE	EUR
London Stock Exchange	XMMS LN	XMMS.L	GBp
Italian Stock Exchange	XMME IM	XMME.MI	EUR

Historical Performance

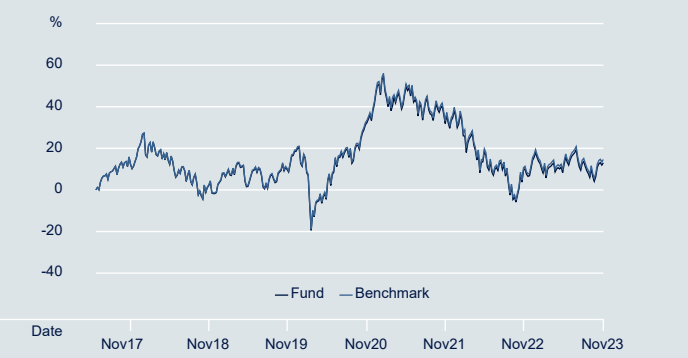

Source: DWS, Index Provider

Cumulative performance figures

	1 Month	3 Months	6 Months	1 Year	3 Years	Annualised Volatility
Share Class	8.02%	1.06%	4.42%	3.92%	-12.14%	16.77%
Index	8.00%	1.09%	4.60%	4.21%	-11.64%	16.47%
Tracking Difference	0.02%	-0.04%	-0.18%	-0.29%	-0.51%	-
Tracking Error	0.18%	0.12%	0.19%	0.17%	1.01%	-

Calendar year performance figures

	2018	2019	2020	2021	2022	YTD
Share Class	-14.69%	18.56%	17.97%	-2.71%	-20.22%	5.48%
Index	-14.49%	18.81%	18.31%	-2.54%	-20.09%	5.70%
Tracking Difference	-0.20%	-0.25%	-0.33%	-0.17%	-0.13%	-0.22%
Tracking Error	0.08%	0.10%	0.13%	0.17%	1.74%	0.17%

Rolling performance figures

	11/17 - 11/18	11/18 - 11/19	11/19 - 11/20	11/20 - 11/21	11/21 - 11/22	11/22 - 11/23	Since launch
Share Class	-9.31%	7.05%	18.09%	2.52%	-17.54%	3.92%	1.97%
Index	-9.09%	7.28%	18.43%	2.70%	-17.43%	4.21%	2.19%
Tracking Difference	-0.22%	-0.23%	-0.33%	-0.17%	-0.10%	-0.29%	-0.25%
Tracking Error	0.08%	0.10%	0.13%	0.17%	1.74%	0.17%	0.69%

Past performance does not predict future returns.

This factsheet is as at 30 November 2023 unless otherwise specified.

Top 10 ETF constituents		
Issuer	ISIN	Weight
TAIWAN SEMICONDUCTOR MANUFACTURING	TW0002330008	6.72%
TENCENT HOLDINGS LTD	KYG875721634	4.14%
SAMSUNG ELECTRONICS LTD	KR7005930003	3.98%
ALIBABA GROUP HOLDING LTD	KYG017191142	2.26%
PINDUODUO ADR REPRESENTING INC	US7223041028	1.30%
RELIANCE INDUSTRIES LTD	INE002A01018	1.28%
MEITUAN	KYG596691041	0.87%
ICICI BANK LTD	INE090A01021	0.86%
INFOSYS LTD	INE009A01021	0.86%
SK HYNIX INC	KR7000660001	0.84%

ETF Fundamentals	
ETF PE Ratio (Forward)	12.19
ETF PE Ratio (Trailing)	13.05
Number of Securities in the Fund	1,476

Source: DWS, 30 November 2023

Index information	
Index Name	MSCI Total Return Net Emerging Markets Index
Index Provider	MSCI INC.
Bloomberg Symbol	NDUEEGF
Index Type	Total Return Net
Index Base Currency	USD
Number of Index constituents	1,437
Index Rebalance Frequency	Quarterly

Source: Index Provider

MSCI Emerging Markets UCITS ETF

Source: DWS
Figures may not always add up to 100.00% due to rounding

ETF Composition by Countries

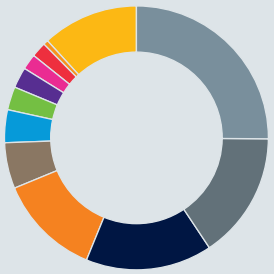

- 25.11% China
- 15.56% India
- 15.51% Taiwan
- 12.60% South Korea
- 5.63% Brasil
- 4.02% Saudi Arabia
- 2.85% South Africa
- 2.55% Mexico
- 1.92% Cayman Islands
- 1.85% Indonesia
- 0.60% Cash, Money Market Instruments & Derivatives
- 11.79% Other

ETF Composition by Sectors

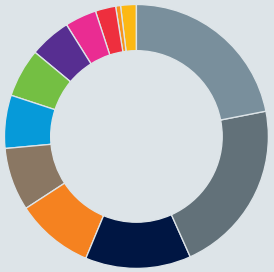

- 21.93% Financials
- 21.38% Information Technology
- 12.95% Consumer Discretionary
- 9.56% Communication Services
- 7.72% Materials
- 6.51% Industrials
- 5.97% Consumer Staples
- 5.08% Energy
- 3.87% Health Care
- 2.50% Utilities
- 0.60% Cash, Money Market Instruments & Derivatives
- 1.94% Other

ETF Composition by Currencies

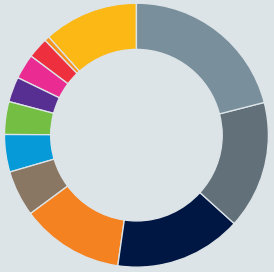

- 21.01% Hong Kong Dollar
- 15.69% New Taiwan Dollar
- 15.56% Indian Rupee
- 12.60% Won
- 5.63% Brazilian Real
- 4.59% Renminbi Yuan
- 4.02% Saudi Riyal
- 3.08% US Dollar
- 3.06% Rand
- 2.55% Mexican Peso
- 0.60% Cash, Money Market Instruments & Derivatives
- 11.62% Other

Further information on Xtrackers

DWS CH AG
Xtrackers
Prime Tower - Hardstrasse 201
CH-8021 Zürich

Hotline: +41 (44) 227 3747
Webseite: www.etf.dws.com/en-ch/
E-Mail: Xtrackers.Switzerland@dws.com

Additional Information

A Glossary of Terms is available at Xtrackers.com.
ETF performance is shown on NAV basis, net of fees and index replication costs. Index performance is calculated on a total return basis. Volatility is calculated since launch of the share class.

Disclaimer

The information included in this document is intended to be advertising of the aforementioned financial services / financial products, according to Art. 68 of the Financial Services Act (FinSA). This document has been prepared without consideration of the investment needs, objectives or financial circumstances of any investor. Before making an investment decision, investors need to consider, with or without the assistance of an investment adviser, whether the investments and strategies described or provided by DWS are appropriate in light of their particular investment needs, objectives and financial circumstances. Information in this document has been obtained or derived from sources believed to be reliable and current. However, accuracy or completeness of the sources cannot be guaranteed. DWS does not give tax or legal advice. Investors should seek advice from their own tax experts and lawyers, when considering investments and strategies suggested by DWS. Investments with DWS are not guaranteed, unless specified. Unless notified to the contrary in a particular case, investment instruments are not insured by the Federal Deposit Insurance Corporation ("FDIC") or any other governmental entity, and are not guaranteed by obligations of DWS or its affiliates.
Investments are subject to various risks, including market fluctuations, regulatory change, counterparty risk, possible delays in repayment and loss of income and principal invested. The value of investments can fall as well as rise and you may not recover the amount originally invested at any point in time. Furthermore, substantial fluctuations of the value of the investment are possible even over short periods of time. This document is not directed to, or intended for distribution to or use by, any person or entity who is a citizen or resident of or located in any locality, state, country or other jurisdiction, including the United States, where such distribution, publication, availability or use would be contrary to law or regulation or which would subject DWS to any registration or licensing requirement within such jurisdiction not currently met within such jurisdiction. Persons into whose possession this document may come are required to inform themselves of, and to observe, such restrictions.
The present information may not be reproduced or circulated without our written authorisation. Xtrackers (IE) plc is an undertaking for collective investment in transferable securities (UCITS) in accordance with the applicable laws and regulations and set up as open-ended investment company with variable capital and segregated liability amongst its respective compartments. Investors must buy and must usually sell shares in Xtrackers UCITS ETFs on a secondary market with the assistance of an intermediary (e.g. a stockbroker) and may incur fees for doing so. In addition, investors may pay more than the current net asset value when buying shares and may receive less than the current net asset value when selling them. Before making any investment decision, investors should refer to the Risk Factors in the Prospectus and Key Information Document.
Tax treatment of the Xtrackers UCITS ETFs depends on the individual circumstances of each investor. Xtrackers (IE) plc is incorporated in Ireland with registered number 393802 and has its registered office at 78 Sir John Rogerson's Quay, Dublin 2, Ireland. DWS Investment S.A. acts as the management company of Xtrackers (IE) plc. The Investment Company may decide to terminate the arrangements made for the marketing of this fund.
The foreign collective investment scheme ("CIS") mentioned above has been authorised by the Swiss Financial Market Supervisory Authority (FINMA) for offering to non-qualified investors in Switzerland, pursuant to the Swiss Federal Act on Collective Investment Schemes of June 23, 2006 ("CISA") The Swiss Representative for this CIS is DWS CH AG, Hardstrasse 201, CH-8005 Zurich. The Swiss Paying Agent is Deutsche Bank (Suisse) SA, Place des Bergues 3, CH-1201 Geneva.
Any investment decision in relation to a fund should be based solely on the latest version of the prospectus, the audited annual and, if more recent, un-audited semi-annual reports and the Key Information Document (KID or Basisinformationsblatt ("BIB")), all of which are available in English upon request to DWS Investment S.A., 2, Boulevard Konrad Adenauer, L-1115 Luxembourg or on www.Xtrackers.com. Investors can also request these documents from the registered office of the Swiss Representative at DWS CH AG, Hardstrasse 201, CH-8005 Zurich or on https://etf.dws.com/en-ch/ in English and https://etf.dws.com/de-ch/ in German. In respect of the units offered in Switzerland, the place of performance is the registered office of the Representative. The place of jurisdiction shall be at the registered office of the Representative or at the registered office or domicile of the investor. A summary of investor rights is available at www.etf.dws.com under "About Us – How to Complain?". **Past performance is no guarantee of future results; nothing contained herein shall constitute any representation or warranty as to future performance.**
© DWS CH AG 2023. Authorised and regulated by the Swiss Financial Market Supervisory Authority.

Index Disclaimer

The funds or securities referred to herein are not sponsored, endorsed, or promoted by MSCI, and MSCI bears no liability with respect to any such funds or securities or any index on which such funds or securities are based. The Prospectus of Xtrackers MSCI Emerging Markets UCITS ETF contains a more detailed description of the limited relationship MSCI has with Xtrackers and any related funds.