This is a marketing communication.
Please refer to the prospectus/information document of the fund and to the KIID/KID (as applicable) before making any final investment decisions.
For information purposes only, this presentation should not be used as a basis for investment decision.

Asset Management
May 31, 2024

CSIF (CH) Bond Switzerland Foreign AAA-BBB Blue FB

Fund information
Fixed income

194'172'218
Fund total net assets in CHF

Share class TNA, CHF	Share class NAV, CHF	Ongoing charges[1]
5'219'278	**926.40**	**0.1574%**

MTD (net) return	QTD (net) return	YTD (net) return
-0.66%	**-0.65%**	**0.01%**
Bench. -0.64%	**Bench. -0.64%**	**Bench. 0.01%**

Fund details

Investment Manager	Credit Suisse Asset Management (Schweiz) AG, Index Solutions Team
Fund launch date	17.07.2012
Share class launch date	23.08.2012
Share class	FB
Share class currency	CHF
Distribution policy	Accumulating
Fund domicile	Switzerland
ISIN	CH0189988337
Benchmark	SBI Foreign AAA-BBB (TR)

Investment Policy
The fund is managed with an indexed method and is distinguished by broad diversification, low tracking errors, and low-cost management. The investment objective is to replicate the reference index as closely as possible and to minimize performance deviations from the benchmark. The SBI® Foreign AAA-BBB Total Return Index reflects the price development of bonds from foreign issuers and denominated in Swiss francs (CHF), which are listed on the SIX Swiss Exchange.

The fund follows the exclusion recommendations of the Swiss Association for Responsible Investments (www.svvk-asir.ch). The recommendations affect issuers whose conduct or products violate the normative criteria of SVVK-ASIR, e.g. violations of international conventions or production of controversial weapons. This fund is not a sustainable fund and it does not integrate any environmental, social and governance (ESG) considerations into its investment process. The fund does not meet Credit Suisse Asset Management (CSAM) Sustainable Investing Policy, nor any specific client or investor sustainability preferences.

Investing involves risk including the risk of loss of capital. Past performance does not predict future returns. Neither simulated nor historical performance is a reliable indicator for current or future performance.

Performance overview - monthly & cumulative
since 01.01.2024

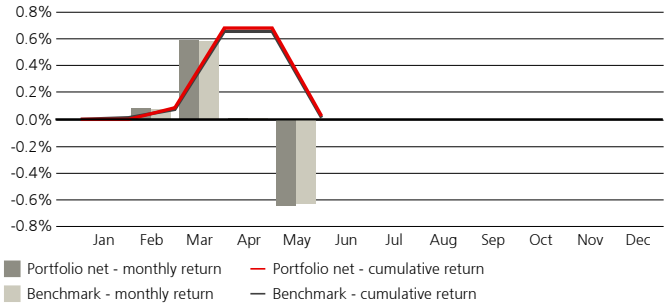

Performance overview - cumulative
since 01.06.2014

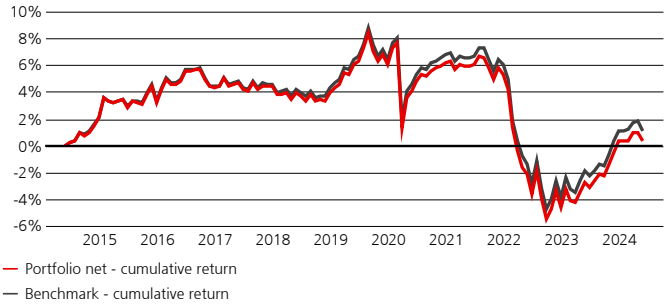

Performance overview - monthly & YTD
since 01.01.2024, in %

	Jan	Feb	Mar	Apr	May	Jun	Jul	Aug	Sep	Oct	Nov	Dec	YTD
Portfolio net	0.00	0.09	0.59	0.00	-0.66								0.01
Benchmark	0.00	0.06	0.58	0.00	-0.64								0.01
Relative net	**-0.01**	**0.02**	**0.01**	**0.00**	**-0.01**								**0.01**

Performance overview
since 01.09.2012, in %

	Rolling Returns		Annualized Returns			
	1 months	3 months	1 year	3 years	5 years	ITD
Portfolio net	-0.66	-0.07	3.17	-1.79	-1.11	0.31
Benchmark	-0.64	-0.06	3.13	-1.73	-1.02	0.41
Relative net	**-0.01**	**-0.01**	**0.04**	**-0.06**	**-0.09**	**-0.10**

Risk overview - ex post
since 01.09.2012, in %

	Annualized risk, in %			
	1 year	3 years	5 years	ITD
Portfolio volatility	1.78	3.71	4.23	3.04
Benchmark volatility	1.76	3.72	4.19	3.01
Tracking error	**0.04**	**0.12**	**0.12**	**0.10**

[1] If the currency of a financial product and/or its costs is different from your reference currency, the return and cost may increase or decrease as a result of currency fluctuations.

Please find the definition of all the acronyms/terms used in this document in the Glossary. Additional important information can be found at the end of the document.

Performance overview - yearly

since 01.01.2015, in %

	2015	2016	2017	2018	2019	2020	2021	2022	2023	2024	ITD
Portfolio net	1.09	1.17	0.07	-0.50	2.11	0.12	-0.84	-9.49	5.23	0.01	3.71
Benchmark	1.10	1.09	0.21	-0.33	2.13	0.30	-0.72	-9.38	5.23	0.01	4.95
Relative net	**0.00**	**0.07**	**-0.13**	**-0.18**	**-0.02**	**-0.18**	**-0.12**	**-0.12**	**-0.01**	**0.01**	**-1.25**

Asset breakdown by instrument currency

In % of total economic exposure

	Portfolio	Benchmark
CHF	100.00	100.00
USD	0.00	-

Asset breakdown by duration

In % of total economic exposure

	Portfolio	Benchmark
<1 year	0.61	0.09
1-3 years	34.20	34.69
3-5 years	33.98	33.99
5-7 years	17.90	18.31
7-10 years	9.18	8.87
>10 years	4.14	4.05

Asset breakdown by SIX rating

In % of total economic exposure

	Portfolio	Benchmark
AAA	26.79	28.21
AA	30.34	30.03
A	30.56	29.89
BBB	11.32	11.24
Not rated	-	0.08
Others	0.98	0.55

Asset breakdown by Bloomberg sector

In % of total economic exposure

	Portfolio	Benchmark
Financial Institutions	39.46	39.78
Agency	16.74	16.81
Covered	15.48	15.75
Industrials	11.85	11.37
Local Authority	7.95	8.09
Supranational	6.78	6.81
Utility	1.04	0.84
Sovereign	0.54	0.54
Cash	0.16	-

Asset breakdown by risk country

In % of total economic exposure

	Portfolio	Benchmark
France	16.65	16.25
Germany	13.23	13.52
Canada	11.50	11.41
United States	10.76	10.22
Australia	6.54	6.06
Others	41.31	42.54

Potential Risks

The Fund's risk and reward profile does not reflect the risk inherent in future circumstances that differ from what the Fund has experienced in the recent past. This includes the following events which are rare but can have a large impact.

- Credit risk: Issuers of assets held by the Fund may not pay income or repay capital when due. The Fund's investments generally have low credit risk.
- Liquidity risk: Assets cannot necessarily be sold at limited cost in an adequately short timeframe. The Fund's investments may be prone to limited liquidity. The Fund will endeavor to mitigate this risk by various measures.
- Counterparty risk: Bankruptcy or insolvency of the Fund's derivative counterparties may lead to payment or delivery default.
- Operational risk: Deficient processes, technical failures or catastrophic events may cause losses.
- Political and Legal risks: Investments are exposed to changes of rules and standards applied by a specific country. This includes restrictions on currency convertibility, the imposing of taxes or controls on transactions, the limitations of property rights or other legal risks.

The product's investment objectives, risks, charges and expenses, as well as more complete information about the product, are provided in the prospectus (or relevant offering document), which should be read carefully before investing.

Investors may lose part or all of their invested amount. The investment promoted in this marketing material concerns the acquisition of units or shares in a fund and not of any underlying assets. The underlying assets are owned by the fund only. The full offering documentation including complete information on risks may be obtained free of charge from a UBS client advisor, representative, or, where applicable, via Fundsearch (credit-suisse.com/fundsearch).

Risk profile[2]

PRIIP SRI

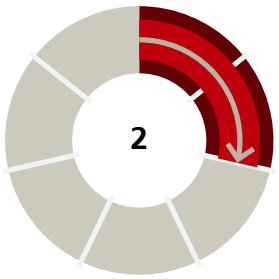

Larger values (up to 7) indicate higher risk while lower values (up to 1) indicate lower risk.

[2] The risk indicator assumes you keep the Product for 5 years. The actual risk can vary significantly if you redeem at an early stage and you may get back less. The Summary Risk Indicator is a guide to the level of risk of this Product compared to other products. It shows how likely it is that the Product will lose money because of movements in the markets. Be aware of currency risk if your reference currency differs from the currency of the Product. You may receive payments in a different currency, so the final return you will get depends on the exchange rate between the two currencies. Investors shall note that the Product may be exposed to further risks such as operational, counterparty, political, sustainability and legal risks that are not included in the Summary Risk Indicator. This Product does not include any protection from future market performance so you could lose some or all of your investment.

BVV2

- Total alternative investments (in accordance with Art. 53 BVV 2): 0
- Of which alternative investments (in accordance with Art. 53 para. 1e BVV 2): 0
- Of which debt-type investments (in accordance with Art. 53 para. 3 BVV 2): 0
- The fund only invests in debt instruments permitted in accordance with Art. 53 para. 1b point 9 BVV 2.

The statements from UBS in relation to the Ordinance on Occupational Retirement, Survivors' and Disability Pension Plans (BVV 2) were made with the greatest of care and to the best of its knowledge and belief. They represent the views of UBS at the time the fact sheet was produced and are subject to change at any time without notice. UBS makes no representation with regard to the classifications and accepts no liability with respect thereto.

Top 10 positions

In % of total economic exposure

Instrument Name[3]	ISIN	Coupon p.a.	Maturity date	Weight
OESTERREICHISCHE KONTROLLBANK AG	CH0020632144	2.88%	25.02.2030	1.04%
KFW BANKENGRUPPE	CH0022268004	2.50%	25.08.2025	0.93%
BANK NEDERLANDSE GEMEENTEN	CH0021894602	2.50%	21.07.2025	0.71%
BANK OF NOVA SCOTIA	CH0441186514	0.20%	19.11.2025	0.70%
COCA-COLA CO	CH0297974898	1.00%	02.10.2028	0.61%
EUROPEAN INVESTMENT BANK	CH0025896942	3.13%	30.06.2036	0.58%
KOMMUNEKREDIT	CH0026985520	2.88%	13.10.2031	0.58%
NEW YORK LIFE GLOBAL FUNDING	CH0471297959	0.25%	18.10.2027	0.55%
RABOBANK NEDERLAND NV	CH0026620846	3.13%	15.09.2026	0.55%
TOYOTA MOTOR FINANCE (NETHERLANDS)	CH1264414348	2.13%	15.06.2027	0.53%

Top 10 issuers

In % of total economic exposure

Issuer name[3]	Weight
MUENCHENER HYPOTHEKENBK EG	3.45%
DEUTSCHE BAHN FINANCE GMBH	2.69%
BANK OF NOVA SCOTIA	2.45%
BANQUE FEDERATIVE DU CREDIT	2.08%
CREDIT AGRICOLE SA	1.76%
BNP PARIBAS SA	1.74%
NEW YORK LIFE GLOBAL FUNDING	1.71%
EUROPEAN INVESTMENT BANK	1.67%
BANCO SANTANDER SA	1.67%
COMMONWEALTH BANK OF AUSTRALIA	1.64%

Key risk figures

	Portfolio	Benchmark
Percentage of top 10 positions	6.78%	6.40%
Modified duration	4.23	4.22
Yield to maturity	1.77%	1.78%
Yield to worst	1.77%	1.78%

	Portfolio	Benchmark
Number of securities	503	567
Linear weighted average credit rating	AA-	AA-

Risk overview - ex post

	3 years	5 years
	Portfolio	Portfolio
Beta	1.00	1.01

Key identifiers

Instrument Name	CSIF (CH) Bond Switzerland Foreign AAA-BBB Blue FB
ISIN	CH0189988337
Valor no.	18998833
Bloomberg ticker	CSSBASF SW
Benchmark	SBI Foreign AAA-BBB (TR)
Benchmark Bloomberg ticker	SBF14T
Other share classes	CH0189984427, CH0189988337, CH0189986794

Key facts

Fund management company	UBS Fund Management (Switzerland) AG
UCITS	No
Fund of funds	No
Accounting year end	28. February
Securities lending	No
Subscription notice period	daily
Subscription settlement period	T + 2
Redemption notice period	daily
Redemption settlement period	T + 2
Subscription spread (remains within the fund)	0.35%
Redemption spread (remains within the fund)	0.00%
Cut-off time	14:00 CET
Swinging single pricing (SSP*)	no swing NAV

[3] The individual entities and/or instruments mentioned on this page are meant for illustration purposes only and are not intended as a solicitation or an offer to buy or sell any interest or any investment.

Glossary

Accumulating	Indicates a regular reinvestment of the dividends received in the portfolio itself
Beta	A measure of the volatility, or systematic risk, of a single security or fund in comparison to the market as a whole.
Distribution policy	Indicates whether the fund distributes or reinvests the dividends received from underlying securities (Accumulating)
Ex post	Refers to metrics based on historical data
ITD	Inception-to-date
MTD	Month-to-date
NAV	Net Asset Value
Ongoing Charges	For a maximum of 12 months from fund fiscal year end and since inception, the ongoing charges figure is based on estimated expenses. After that, the ongoing charges correspond to the TER of the last annual report. It excludes performance fees and portfolio transaction costs, except in the case of an entry/exit charge paid by the fund when buying or selling shares/units in another collective investment undertaking.
QTD	Quarter-to-date
Rating	A measure of creditworthiness of a financial instrument (e.g. bond) or their issuer (e.g. corporate or sovereign). They are published by credit rating agencies and can be combined into a single representative metric.
TNA	Total Net Assets
Tracking error	Measure of the deviation of the return of a fund compared to the return of a benchmark over a fixed period of time.
YTD	Year-to-date

Warning statements

Asset breakdown	Indicative allocation may change over time. All holdings are shown strictly for information purposes only and do not constitute investment recommendations of UBS. Please note that this does not constitute an offer or a solicitation to buy or sell any interest or any investment.
Performance start date	Performance calculation and presentation start with the first full month of an invested strategy. This can lead to a difference in launch and performance start dates.
PRIIP SRI	The Summary Risk Indicator is a guide to the level of risk of this Product compared to other products. It shows how likely it is that the Product will lose money because of movements in the markets.
Yield to maturity/Yield to worst	The shown yield to maturity/yield to worst is calculated as of 31.05.2024 and does not take into account costs, changes in the portfolio, market fluctuations and potential defaults. The yield to maturity / yield to worst is an indication only and is subject to change.

Want to learn more?
Visit: https://credit-suisse.com/fundsearch

Important information
Source: UBS, unless otherwise specified

This material constitutes marketing material of UBS AG and/or its affiliates (hereafter "UBS", "we", "us" or "our").
This material does not constitute or form part of an offer or invitation to issue or sell, or of a solicitation of an offer to subscribe or buy, any securities or other financial instruments, or enter into any other financial transaction, nor does it constitute an inducement or incitement to participate in any product, offering or investment.
This marketing material is not a contractually binding document or an information document required by any legislative provision.
Nothing in this material constitutes investment research or investment advice and may not be relied upon. It is not tailored to your individual circumstances, or otherwise constitutes a personal recommendation, and is not sufficient to take an investment decision.
The information and views expressed herein are those of UBS at the time of writing and are subject to change at any time without notice. They are derived from sources believed to be reliable.
UBS provides no guarantee with regard to the content and completeness of the information and where legally possible does not accept any liability for losses that might arise from making use of the information. If nothing is indicated to the contrary, all figures are unaudited. The information provided herein is for the exclusive use of the recipient.
The information provided in this material may change after the date of this material without notice and UBS has no obligation to update the information.
This material may contain information that is licensed and/or protected under intellectual property rights of the licensors and property right holders. Nothing in this material shall be construed to impose any liability on the licensors or property right holders. Unauthorised copying of the information of the licensors or property right holders is strictly prohibited.
The full offering documentation including, the prospectus or offering memorandum, the Key Investor Information Document (KIID), the Key Information Document (KID), the fund rules, as well as the annual and bi-annual reports ("Full offering documentation"), as the case may be, may be obtained free of charge in one of the languages listed below from the legal entity/entities indicated below and where available via FundSearch (credit-suisse.com/fundsearch).
Information on your local distributors, representatives, information agent, paying agent, if any, and your local contacts in respect of the investment product(s) can be found below.
The only legally binding terms of any investment product described in this material, including risk considerations, objectives, charges and expenses are set forth in the prospectus, offering memorandum, subscription documents, fund contract and/or any other fund governing documents.
For a full description of the features of the products mentioned in this material as well as a full description of the opportunities, risks, and costs associated with the respective products, please refer to the relevant underlying securities prospectuses, sales prospectuses, or other additional product documents, which we will be pleased to provide to you at any time upon request.
The investment promoted in this marketing material concerns the acquisition of units or shares in a fund and not of any underlying assets. The underlying assets are owned by the fund only.
This material may not be forwarded or distributed to any other person and may not be reproduced. Any forwarding, distribution or reproduction is unauthorized and may result in a violation of the U.S. Securities Act of 1933, as amended (the "Securities Act"). The securities referred to herein have not been, and will not be, registered under the Securities Act, or the securities laws of any states of the United States and, subject to certain exceptions, the securities may not be offered, pledged, sold or otherwise transferred within the United States or to, or for the benefit or account of, U.S. persons.

DIFC: This presentation can only be offered to Professional Clients or Market Counterparties. This material is personal to each offeree and may only be used by those persons to whom it has been handed out.

In addition, there may be conflicts of interest with regard to the investment.
In connection with the provision of services, UBS AG and/or its affiliates may pay third parties or receive from third parties, as part of their fee or otherwise, a one-time or recurring fee (e.g., issuing commissions, placement commissions or trailer fees).
Prospective investors should independently and carefully assess (with their tax, legal and financial advisers) the specific risks described in available materials, and applicable legal, regulatory, credit, tax and accounting consequences prior to making any investment decision.
The alternative investment fund manager or the (UCITS) management company, as applicable, may decide to terminate local arrangements for the marketing of the shares/units of a fund, including terminating registrations or notifications with the local supervisory authority.
A summary of investor rights for investing into European Economic Area domiciled investment funds managed or sponsored by Credit Suisse Asset Management can be obtained in English via www.credit-suisse.com/am/regulatory-information, local laws relating to investor rights may apply.

Switzerland
Representative for Lux funds and Management Company (Fondsleitung) for Swiss funds: UBS Fund Management (Switzerland) AG*, Aeschenvorstadt 1, 4051 Basel
Paying Agent (for Luxembourg funds), custodian (for Swiss funds) and Distributor - if this material is distributed by: Credit Suisse (Schweiz) AG, Paradeplatz 8, CH-8001 Zurich
Supervisor (Entity of Registration): Swiss Financial Market Supervisory Authority (FINMA)
Distributor - if this material is distributed by: UBS AG, Bahnhofstrasse 45, 8001 Zurich
Distributor - if this material is distributed by: Credit Suisse Asset Management (Switzerland) Ltd., Kalandergasse 4, CH-8045 Zurich

* Legal entity, from which the full offering documentation, the key investor information document (KIID), the Key Information Document (KID), the fund rules, as well as the annual and bi-annual reports, if any, may be obtained free of charge.

Language versions available: English, German, French or Italian

© UBS 2024. The key symbol and UBS are among the registered and unregistered trademarks of UBS. All rights reserved.