Lyxor MSCI World UCITS ETF - Monthly Hedged to USD - Dist

1. FUND INFORMATION

Ticker: WLDHU SW

Description

Investment objective

The Lyxor MSCI World UCITS ETF - Monthly Hedged to USD - Dist is a UCITS compliant exchange traded fund that aims to track the benchmark index MSCI World Net Total Return USD Index, offsetting the impact of monthly variations of the index local currency vs. the USD. The USD-hedged share class offers the simplicity of a monthly currency hedge mechanism that is embedded in the investment product, representing an efficient solution to manage the foreign-exchange risk.

The MSCI World Net Total Return USD Index is a free float-adjusted market capitalisation weighted index that is designed to measure the equity market performance of developed markets. The complete construction methodology for the index is available on www.msci.com.

Risk Factors

It is important for potential investors to evaluate the risks described below and in the fund prospectus which can be found on www.lyxoretf.com

CAPITAL AT RISK: ETFs are tracking instruments: Their risk profile is similar to a direct investment in the Underlying Index. Investors' capital is fully at risk and investors may not get back the amount originally invested.

REPLICATION RISK: The fund objectives might not be reached due to unexpected events on the underlying markets which will impact the index calculation and the efficient fund replication.

COUNTERPARTY RISK: Investors are exposed to risks resulting from the use of an OTC Swap with MORGAN STANLEY BANK AG , SOCIETE GENERALE. In-line with UCITS guidelines, the exposure to the counterparty cannot exceed 10% of the total fund assets. Physically replicated ETFs may have counterparty risk resulting from the use of a Securities Lending Programme.

UNDERLYING RISK: The Underlying Index of a Lyxor ETF may be complex and volatile. When investing in commodities, the Underlying Index is calculated with reference to commodity futures contracts exposing the investor to a liquidity risk linked to costs such as cost of carry and transportation. ETFs exposed to Emerging Markets carry a greater risk of potential loss than investment in Developed Markets as they are exposed to a wide range of unpredictable Emerging Market risks.

CURRENCY RISK: ETFs may be exposed to currency risk if the ETF is denominated in a currency different to that of the Underlying Index they are tracking. This means that exchange rate fluctuations could have a negative or positive effect on returns.

LIQUIDITY RISK: Liquidity is provided by registered market-makers on the respective stock exchange where the ETF is listed. On-exchange liquidity may be limited as a result of a suspension in the underlying market represented by the Underlying Index tracked by the ETF; a failure in the systems of one of the relevant stock exchanges, The market-maker systems; or an abnormal trading situation or event.

Ticker	WLDHU SW
Fund Type	SICAV
UCITS compliant	Yes
ISIN	FR0011669845
Swiss Tax	Yes
Replication method	Indirect (Swap Based)
Full ownership of fund assets	Yes
Share Class Currency	USD
Inception Date	15/01/2014
Nav per share at inception (USD)	100
Total Expense Ratio p.a	0.30%
Currency risk	No
NAV per Share (USD)	178.05
Share AUM (M USD)	64.08
Total Fund Assets (M USD)	5,174.55
Umbrella (M USD)	21,958.52
Minimum Investment (Share)	1
Income treatment	Distribution
Last Amount (USD)	0.63
Date if distribution	July & December

Trading Information

Place	Opening Hours (GMT)	Currency	Ticker Bloomberg	RIC Reuters
LSE*	08:00 / 16:30	USD	WLDU LN	WLDU.L
SIX Swiss Exchange	08:00 / 16:20	USD	WLDHU SW	WLDHU.S
BERNE STOCK EXCHANGE	08:00 / 16:30	USD	WLDHU BW	WLDHU.BN

* First Listing Place of this share class

2. Index information

Base 100 performance

Source : Bloomberg, Amundi AM, to 31st August 2022

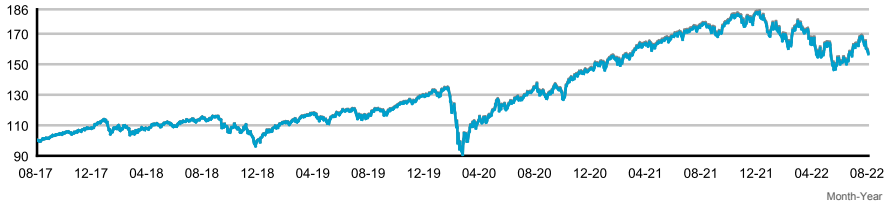

Full name	MSCI World 100% Hedged to USD Net Total Return Index
Exposure	Global
Asset Class	Equity
Index type	Net Total Return
Currency	USD
Index Reuters RIC	-
Index Bloomberg ticker	WHANWIHD
Further information	www.mscibarra.com

Source: Bloomberg, Amundi AM, to 31st August 2022

Index Geographical Allocation

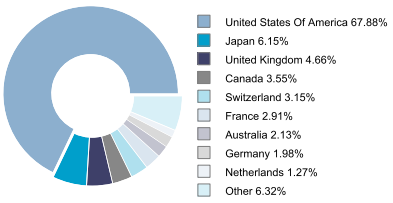

Index Sector Allocation

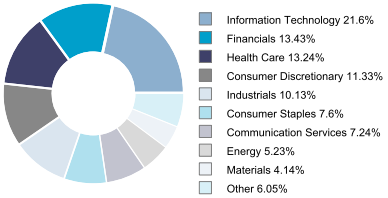

Top ten constituents

Apple Inc	5.06%
Microsoft Corp	3.67%
Amazon.Com Inc	2.29%
Tesla Inc	1.43%
Alphabet Inc-Cl A	1.28%
Alphabet Inc-Cl C	1.22%
Unitedhealth Group Inc	0.96%
Johnson & Johnson	0.84%
Exxon Mobil Corp	0.80%
Nvidia Corp	0.74%

3. ETF Performances

	1 Month	3 Months	6 Months	3 Years	5 Years	10 Years
Lyxor MSCI World UCITS ETF - Monthly Hedged to USD - Dist	**-3.39%**	**-3.66%**	**-7.58%**	**33.83%**	**56.57%**	**-**
Benchmark	-3.39%	-3.66%	-7.57%	34.10%	57.48%	-
Tracking Difference	0.00%	0.00%	-0.01%	-0.27%	-0.91%	-

Performances related to distributing ETF are calculated reinvesting dividends into the ETF performance
Performance gap represents the performance differences between the ETF and the Index
The Tracking Error represents the annualised volatility of the performance differences between the ETF and the benchmark

Changes of benchmark may occur. To compare the track of the ETF with its benchmark, we will use the below indexes:

	From	To
MSCI World 100% Hedged to USD Net Total Return Index	15/01/2014	

	YTD	2021	2020	2019	2018
Lyxor MSCI World UCITS ETF - Monthly Hedged to USD - Dist	**-14.44%**	**24.34%**	**14.15%**	**28.20%**	**-6.76%**
Benchmark	-14.43%	24.38%	14.27%	28.43%	-6.59%
Tracking Difference	-0.01%	-0.04%	-0.12%	-0.23%	-0.17%
Tracking Error	-	0.01%	0.01%	0.01%	0.01%

	31/08/2022 31/08/2021	31/08/2021 31/08/2020	31/08/2020 30/08/2019	30/08/2019 31/08/2018	31/08/2018 31/08/2017
Lyxor MSCI World UCITS ETF - Monthly Hedged to USD - Dist	**-10.82%**	**30.36%**	**15.12%**	**2.16%**	**14.66%**
Benchmark	-10.80%	30.43%	15.26%	2.23%	14.87%
Tracking Difference	-0.02%	-0.08%	-0.14%	-0.07%	-0.21%

Performance gap = Simulated perf – [(1+Index perf)/(1+Interest rate perf)-1]

	Since inception
Sharpe ratio	0.53

	1Y	3Y	5Y	10Y
Fund volatility	17.47%	20.07%	17.04%	-
Benchmark volatility	17.47%	20.06%	17.03%	-
Sharpe ratio	-0.66	0.47	0.47	-
Tracking Error	0.00%	0.01%	0.01%	-

Source: Bloomberg, Amundi AM, to 31st August 2022

THE FIGURES RELATING TO [PAST PERFORMANCES / SIMULATED PAST PERFORMANCES / PAST PERFORMANCES AND SIMULATED PAST PERFORMANCES] REFER OR RELATE TO PAST PERIODS AND ARE NOT A RELIABLE INDICATOR OF FUTURE RESULTS. THIS ALSO APPLIES TO HISTORICAL MARKET DATA.

IMPORTANT INFORMATION FOR INVESTORS

Parties entering into transactions (such as a derivative or financing transaction) or investing in financial instruments that use an index or a variable interest rate (benchmark) are exposed to the risk that:
(1) such benchmark may be subject to methodological or other changes which could affect the value of the relevant transaction; or
(2) (i) may become not compliant with applicable laws and regulations (such as the European Benchmark Regulation), (ii) may cease to be published (possible cessation of LIBOR publication or planned cessation of EONIA both after December 2021), or (iii) the supervisor or administrator of any such benchmark may make a statement that the relevant benchmark is no longer representative, and as a consequence the relevant benchmark may be replaced by another benchmark which may have an adverse and material impact on the economics of the relevant transactions.

You should conduct your own independent investigation and analysis of the potential consequences of any relevant risks such as those mentioned above, particularly in light of the ongoing industry initiatives related to the development of alternative reference rates and the update of the relevant market standard documentation.

INVESTOR'S NOTICE

**The Total Expense Ratio (TER) covers all costs incurred by the Management Company to manage the underlying assets. It comprises a Management Fee and Structural Costs described as follows. The Management Fee represents the compensation for the Management Company services. The Structural Costs represent the custodian fee, the administrative fee, the audit fee and all other operating costs that will be paid by the Management Company to operate the funds.

This document was prepared by Lyxor International Asset Management. This document, and the information contained therein, does not constitute an issue prospectus according to articles 652a and 1156 of the Swiss Code of Obligations ("CO") or a listing prospectus according the Listing Rules of the SIX Swiss Exchange. The information in this document is illustrative and provided for informational purposes only.
Some of the information contained herein has been taken from sources which Amundi Asset Management (« **Amundi AM** ») and Lyxor International Asset Management S.A.S. believe to be reliable, but does not guarantee as such. This document does not constitute an offer or an invitation to invest or purchase any financial instrument. Amundi Asset Management (« **Amundi AM** »), Lyxor AM assume no fiduciary responsibility or liability for any consequences financial or otherwise arising from the subscription or acquisition of any instrument described in this document. The investor should make its own appraisal of the risks and should consult to the extent necessary its own legal, financial, tax, accounting and other professional advisors in this respect prior to any subscription or acquisition. This document can not be copied, reproduced or distributed, entirely or partly, without Amundi AM, Lyxor AM agreement. Past performance is not a guarantee for future performance. The investment in the Lyxor ETFs may be subject to restrictions with regard to certain persons or in certain countries under national regulations applicable to such persons or in said countries. It is the investor's responsibility to ascertain that they are authorized to invest into these products. By investing into these products, the investor certifies to Lyxor AM that he is duly authorized to do so, by consulting, if he finds it necessary, his own investment advisors or any other competent professionals with regard to the advisability of said investment.
The Lyxor ETFs are offered only outside the United States in compliance with Regulation S promulgated under the Securities Act (the « Regulation S ») to a selected group of investors only in "Offshore Transactions" with "Non-U.S. Persons" (each as defined in Regulation S). The Lyxor ETFs may be reoffered and sold only to "Non-U.S. Persons" in "Offshore Transactions" pursuant to the resale provisions of Regulation S. No person is obligated or intends to register the Lyxor ETFs under the Securities Act or any state securities laws in the United States.

The country of domicile of the fund presented in this document is France. The fund Lyxor MSCI World UCITS ETF is listed on the SIX Swiss Exchange and/or BX Swiss Exchange and authorized for the offer and distribution in Switzerland or from Switzerland pursuant to the Swiss Federal Act on Collective Investment Schemes (CISA).

In respect to the units/shares of the fund distributed in and from Switzerland, place of performance and jurisdiction is at the registered office of the Representative in Switzerland.

The Swiss Financial Market Supervisory Authority FINMA has authorized Société Générale, Zurich Branch, to act as Swiss Representative and Paying Agent of the funds in Switzerland. The prospectus, simplified prospectus, key investor information document (KIID), articles of association, investment regulations, annual and semi-annual reports and other relevant documentation according to Art. 133 of the Swiss Federal Ordinance on Collective Investment Schemes of the Lyxor ETFs which are authorized for distribution in or from Switzerland, can be obtained free of charge at the Swiss representative office:

SOCIETE GENERALE PARIS, Zurich Branch, Lyxor ETF Team Switzerland, Talacker 50, P.O. Box 1928, CH-8021 Zurich, www.lyxoretf.ch, info@lyxoretf.ch, +41 58 272 33 44