# Lyxor MSCI Brazil UCITS ETF - Acc

## 1. FUND INFORMATION

Ticker: LYRIO SW

### Description

Lyxor Asset Management Group ("Lyxor") was founded in 1998 and comprises two subsidiaries (1) (2) of Société Générale group. Lyxor benefits from the expertise of 600 professionals across the wealth management world, advising EUR 117.6 billion* in assets. Lyxor offers bespoke asset management services, capitalising on its know-how in ETFs and indexing, Alternative and Multi Management, and Absolute Performance and Solutions. As one of the most experienced players on the market, Lyxor ETF is Europe's number three provider of ETFs (number two in terms of liquidity (3)), with AuM of more than EUR 49.8 billion*. With 220 ETFs listed on 13 financial marketplaces, Lyxor ETF provides investors with varied investment solutions enabling them to diversify their allocation across the entire spectrum of asset classes (equities, bonds, money market instruments and commodities via forward financial instruments). Demonstrating its commitment to high-quality ETFs, in 2011, Lyxor ETF implemented an ETF quality charter with the aim of ensuring that each ETF it offers complies with the strictest requirements in terms of replication quality, risk monitoring, liquidity and transparency. www.lyxoretf.com

### Investment objective

The Lyxor MSCI Brazil UCITS ETF - Acc is a UCITS compliant exchange traded fund that aims to track the MSCI Brazil Net Total Return USD Index.
The index MSCI Brazil Net Total Return USD Index is designed to represent the performance of the large and mid cap segments of the Brazilian market, covering about 85% of the Brazilian equity universe.

### Risk Factors

It is important for potential investors to evaluate the risks described below and in the fund prospectus which can be found on www.lyxoretf.com
CAPITAL AT RISK: ETFs are tracking instruments: Their risk profile is similar to a direct investment in the Underlying Index. Investors' capital is fully at risk and investors may not get back the amount originally invested.
REPLICATION RISK: The fund objectives might not be reached due to unexpected events on the underlying markets which will impact the index calculation and the efficient fund replication.
COUNTERPARTY RISK: Investors are exposed to risks resulting from the use of an OTC Swap with Societe Generale. In-line with UCITS guidelines, the exposure to Societe Generale cannot exceed 10% of the total fund assets. Physically replicated ETFs may have counterparty risk resulting from the use of a Securities Lending Programme.
UNDERLYING RISK: The Underlying Index of a Lyxor ETF may be complex and volatile. When investing in commodities, the Underlying Index is calculated with reference to commodity futures contracts exposing the investor to a liquidity risk linked to costs such as cost of carry and transportation. ETFs exposed to Emerging Markets carry a greater risk of potential loss than investment in Developed Markets as they are exposed to a wide range of unpredictable Emerging Market risks.
CURRENCY RISK: ETFs may be exposed to currency risk if the ETF is denominated in a currency different to that of the Underlying Index they are tracking. This means that exchange rate fluctuations could have a negative or positive effect on returns.
LIQUIDITY RISK: Liquidity is provided by registered market-makers on the respective stock exchange where the ETF is listed, including Societe Generale. On-exchange liquidity may be limited as a result of a suspension in the underlying market represented by the Underlying Index tracked by the ETF; a failure in the systems of one of the relevant stock exchanges, Societe Generale or other market-maker systems; or an abnormal trading situation or event.

| | |
|---|---|
| Ticker | LYRIO SW |
| Fund Type | SICAV |
| UCITS compliant | Yes |
| ISIN | LU1900066207 |
| Swiss Tax | Yes |
| Replication method | Indirect (Swap Based) |
| Full ownership of fund assets | Yes |
| Share Class Currency | EUR |
| Inception Date | 24/01/2007 |
| Nav per share at inception (EUR) | 20.0026 |
| Total Expense Ratio p.a | 0.65% |
| Currency risk | Yes |
| NAV per Share (EUR) | 14.22 |
| Share AUM (M EUR) | 178.91 |
| Total Fund Assets (M EUR) | 178.91 |
| Umbrella (M EUR) | 40,691.11 |
| Minimum Investment (Share) | 1 |
| Income treatment | Capitalisation |

### Trading Information

| Place | Opening Hours (GMT) | Currency | Ticker Bloomberg | RIC Reuters |
|---|---|---|---|---|
| Borsa Italiana (Milano)* | 08:00 / 16:30 | EUR | BRA IM | BRA.MI |
| XETRA | 08:00 / 16:30 | EUR | LBRA GY | LBRA.DE |
| SIX Swiss Exchange | 08:00 / 16:20 | USD | LYRIO SW | LYRIO.S |
| NYSE Euronext Paris | 08:00 / 16:30 | EUR | RIO FP | LYXRIO.PA |
| LSE | 08:00 / 16:30 | GBP | RIOL LN | RIOL.L |
| LSE | 08:00 / 16:30 | USD | RIOU LN | RIOU.L |
| Bolsa Mexicana de Valores | 14:00 / 21:00 | MXN | BRAN MM | BRAN.MX |

* First Listing Place of this share class

## 2. Index information

Base 100 performance

Source : Bloomberg, Lyxor AM, to 26th February 2021

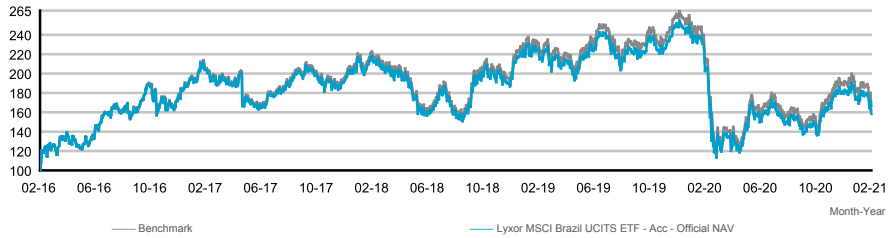


| | |
|---|---|
| Full name | MSCI Brazil Net Total Return USD Index |
| Exposure | Latin America |
| Asset Class | Equity |
| Index type | Net Total Return |
| Currency | USD |
| Index Reuters RIC | .dMIBR00000NUS |
| Index Bloomberg ticker | NDUEBRAF |
| Further information | www.msci.com |

Source: Bloomberg, Lyxor AM, to 26th February 2021

### Index Geographical Allocation

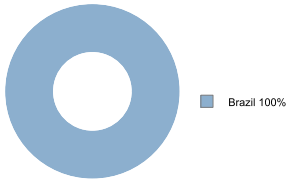


### Index Sector Allocation

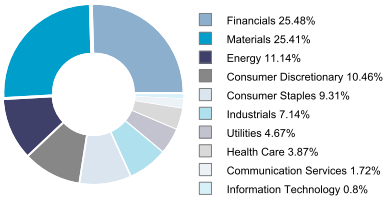


### Top ten constituents

| | |
|---|---|
| Vale Sa | 18.11% |
| Itau Unibanco Holding Sa | 6.41% |
| Bm&Fbovespa Sa | 5.79% |
| Petrobras - Petroleo Bras-Pr | 5.49% |
| Banco Bradesco Sa-Pref | 5.28% |
| Petrobras - Petroleo Bras | 4.27% |
| Magazine Luiza Sa | 3.66% |
| Ambev Sa | 3.43% |
| Weg Sa | 3.39% |
| Suzano Papel E Celulose Sa | 2.84% |

## 3. ETF Performances

| | 1 Month | 3 Months | 6 Months | 3 Years | 5 Years |
|---|---|---|---|---|---|
| **Lyxor MSCI Brazil UCITS ETF - Acc** | **-6.32%** | **-3.59%** | **7.76%** | **-25.82%** | **58.37%** |
| Benchmark (EUR) | -6.23% | -3.34% | 8.28% | -23.49% | 66.52% |
| Tracking Difference | -0.09% | -0.25% | -0.52% | -2.33% | -8.15% |

| | YTD | 2020 | 2019 | 2018 | 2017 |
|---|---|---|---|---|---|
| **Lyxor MSCI Brazil UCITS ETF - Acc** | **-13.12%** | **-26.49%** | **27.37%** | **1.25%** | **8.37%** |
| Benchmark (EUR) | -12.96% | -25.70% | 28.63% | 2.30% | 9.47% |
| Tracking Difference | -0.16% | -0.79% | -1.25% | -1.05% | -1.10% |
| Tracking Error | - | 0.08% | 0.04% | 0.04% | 0.03% |

| | 26/02/2021 28/02/2020 | 28/02/2020 28/02/2019 | 28/02/2019 28/02/2018 | 28/02/2018 24/02/2017 | 24/02/2017 29/02/2016 |
|---|---|---|---|---|---|
| **Lyxor MSCI Brazil UCITS ETF - Acc** | **-22.22%** | **-7.24%** | **2.80%** | **4.77%** | **103.79%** |
| Benchmark (EUR) | -21.39% | -6.29% | 3.86% | 5.85% | 105.61% |
| Tracking Difference | -0.83% | -0.94% | -1.06% | -1.08% | -1.83% |

Source: Bloomberg, Lyxor AM, to 26th February 2021

**THE FIGURES RELATING TO [PAST PERFORMANCES / SIMULATED PAST PERFORMANCES / PAST PERFORMANCES AND SIMULATED PAST PERFORMANCES] REFER OR RELATE TO PAST PERIODS AND ARE NOT A RELIABLE INDICATOR OF FUTURE RESULTS. THIS ALSO APPLIES TO HISTORICAL MARKET DATA.**

Performances related to distributing ETF are calculated reinvesting dividends into the ETF performance
Performance gap represents the performance differences between the ETF and the Index
The Tracking Error represents the annualised volatility of the performance differences between the ETF and the benchmark

Changes of benchmark may occur. To compare the track of the ETF with its benchmark, we will use the below indexes:

| | From | To |
|---|---|---|
| Ibovespa Brasil Sao Paulo Stock Exchange Index | 24/01/2007 | 04/12/2018 |
| MSCI Brazil Net Total Return USD Index | 04/12/2018 | |

Performance gap = Simulated perf – [(1+Index perf)/(1+Interest rate perf)-1]

** The fund's performance track record is that of Lyxor MSCI Brazil UCITS ETF OLD until 03/14/2019. This fund was absorbed by Lyxor MSCI Brazil UCITS ETF on 03/14/2019.

| | Since inception |
|---|---|
| Sharpe ratio | -0.04 |

| | 1Y | 3Y | 5Y |
|---|---|---|---|
| Fund volatility | 49.26% | 35.36% | 34.03% |
| Benchmark volatility | 49.19% | 35.31% | 33.99% |
| Sharpe ratio | -0.44 | -0.27 | 0.32 |

Client Services
+41 (0)58 272 33 44 | info@lyxoretf.ch | www.lyxoretf.ch

LYXOR etf SOCIETE GENERALE GROUP

## IMPORTANT INFORMATION FOR INVESTORS

Parties entering into transactions (such as a derivative or financing transaction) or investing in financial instruments that use an index or a variable interest rate (benchmark) are exposed to the risk that:
(1) such benchmark may be subject to methodological or other changes which could affect the value of the relevant transaction; or
(2) (i) may become not compliant with applicable laws and regulations (such as the European Benchmark Regulation), (ii) may cease to be published (possible cessation of LIBOR publication or planned cessation of EONIA both after December 2021), or (iii) the supervisor or administrator of any such benchmark may make a statement that the relevant benchmark is no longer representative, and as a consequence the relevant benchmark may be replaced by another benchmark which may have an adverse and material impact on the economics of the relevant transactions.

You should conduct your own independent investigation and analysis of the potential consequences of any relevant risks such as those mentioned above, particularly in light of the ongoing industry initiatives related to the development of alternative reference rates and the update of the relevant market standard documentation.

## INVESTOR'S NOTICE

**The Total Expense Ratio (TER) covers all costs incurred by the Management Company to manage the underlying assets. It comprises a Management Fee and Structural Costs described as follows. The Management Fee represents the compensation for the Management Company services. The Structural Costs represent the custodian fee, the administrative fee, the audit fee and all other operating costs that will be paid by the Management Company to operate the funds.

This document was prepared by Lyxor Asset Management. This document, and the information contained therein, does not constitute an issue prospectus according to articles 652a and 1156 of the Swiss Code of Obligations ("CO") or a listing prospectus according the Listing Rules of the SIX Swiss Exchange. The information in this document is illustrative and provided for informational purposes only.

Some of the information contained herein has been taken from sources which Societe Generale and Lyxor International Asset Management S.A.S. believe to be reliable, but does not guarantee as such. This document does not constitute an offer or an invitation to invest or purchase any financial instrument. Societe Générale, Lyxor AM and Lyxor Asset Management Luxembourg assume no fiduciary responsibility or liability for any consequences financial or otherwise arising from the subscription or acquisition of any instrument described in this document.

The investor should make its own appraisal of the risks and should consult to the extent necessary its own legal, financial, tax, accounting and other professional advisors in this respect prior to any subscription or acquisition. This document can not be copied, reproduced or distributed, entirely or partly, without Societe Générale, Lyxor AM and Lyxor Asset Management Luxembourg agreement. Past performance is not a guarantee for future performance. The investment in the Lyxor ETFs may be subject to restrictions with regard to certain persons or in certain countries under national regulations applicable to such persons or in said countries. It is the investor's responsibility to ascertain that they are authorized to invest into these products.
By investing into these products, the investor certifies to Société Générale that he is duly authorized to do so, by consulting, if he finds it necessary, his own investment advisors or any other competent professionals with regard to the advisability of said investment.

The Lyxor ETFs are offered only outside the United States in compliance with Regulation S promulgated under the Securities Act (the « Regulation S ») to a selected group of investors only in "Offshore Transactions" with "Non-U.S. Persons" (each as defined in Regulation S). The Lyxor ETFs may be reoffered and sold only to "Non-U.S. Persons" in "Offshore Transactions" pursuant to the resale provisions of Regulation S. No person is obligated or intends to register the Lyxor ETFs under the Securities Act or any state securities laws in the United States.

The country of domicile of the fund presented in this document is Luxembourg. The fund Lyxor MSCI Brazil UCITS ETF is listed on the SIX Swiss Exchange and/or BX Swiss Exchange and authorized for the offer and distribution in Switzerland or from Switzerland pursuant to the Swiss Federal Act on Collective Investment Schemes (CISA).

In respect to the units/shares of the fund distributed in and from Switzerland, place of performance and jurisdiction is at the registered office of the Representative in Switzerland.

The Swiss Financial Market Supervisory Authority FINMA has authorized Société Générale, Zurich Branch, to act as Swiss Representative and Paying Agent of the funds in Switzerland. The prospectus, simplified prospectus, key investor information document (KIID), articles of association, investment regulations, annual and semi-annual reports and other relevant documentation according to Art. 133 of the Swiss Federal Ordinance on Collective Investment Schemes of the Lyxor ETFs which are authorized for distribution in or from Switzerland, can be obtained free of charge at the Swiss representative office:

*SOCIETE GENERALE PARIS, Zurich Branch, Lyxor ETF Team Switzerland, Talacker 50, P.O. Box 1928, CH-8021 Zurich, www.lyxoretf.ch, info@lyxoretf.ch, +41 58 272 33 44*