DWS Xtrackers

This factsheet is as at 28 March 2024 unless otherwise specified.

Xtrackers II Global Inflation-Linked Bond UCITS ETF 4D - CHF Hedged

a sub fund of Xtrackers II

At a Glance

- Direct investment global inflation-linked bonds
- Investment grade bonds only
- CHF hedged share class
- EUR, USD, CHF and GBP hedged share class available

Reference Index key features

The Bloomberg World Government Inflation-Linked Bond Index aims to reflect the performance of the following market:
- Inflation-linked bonds issued by governments of developed countries
- Exposure across the whole yield curve (minimum time to maturity of 1 year)
- Investment grade bonds only
- Minimum issuer size of USD 2 billion (USD 4 billion for markets entering the index)

Additional information on the Index and the general methodology behind the Bloombergindices can be found on Bloombergindex website (https://www.bloombergindices.com/).

Fund information	
ISIN	LU0641007421
Share class currency	CHF
Fund Currency	EUR
Fund launch date	08 June 2007
Share class launch date	17 August 2012
Domicile	Luxembourg
Portfolio Methodology	Direct Replication
Sub-Portfolio Manager	DWS Investments UK Ltd
Investment Manager	DWS Investment GmbH
Custodian	State Street Bank International GmbH, Luxembourg Branch
All-in fee[1]	0.25% p.a.
Income treatment	Distribution
Currency Hedging	Yes
NAV per Share	CHF 93.28
Total Fund Assets	CHF 1.05 Billion
Total Shares Outstanding	415,216.00
Annual security lending return[2]	0.0672%

* ETF invests in all or in a representative sample of securities of the underlying index.
[1] Please see additional information / glossary.
[2] Based on annual revenue from securities lending divided by average fund AuM over the past year or since the fund started securities lending (if less than one year ago)

Key Risks

- **The value of your investment may go down as well as up and past performance does not predict future returns. Investor capital may be at risk up to a total loss.**
- The Fund will use financial contracts (known as derivatives) to try to reduce the effect of currency fluctuations between the currency of its assets and the currency of the shares. This may not be effective and may prevent the Fund from benefitting from an increase in value of (or expose a Fund to the decrease in value of) a particular currency.
- Bonds are exposed to credit risk and interest rate risk. There is a risk that the bond issuer may be unable to pay interest or repay the bond principal, resulting in your investment suffering a loss. If interest rates rise, typically the value of the bond will fall, which could also affect the value of your investment.

Listing and trading information

Exchange	Bloomberg Ticker	Reuters RIC	Trading Currency
SIX Swiss Exchange	XG7G SW	XG7G.S	CHF

Historical Performance

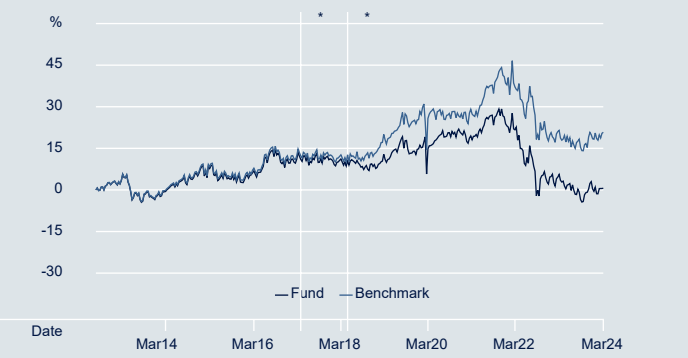

Source: DWS, Index Provider

***Restructuring event(s): 17 May 2018 to date** Index: Bloomberg World Government Inflation-Linked Bond Index | Performance shown: ETF NAV (CHF) vs index (EUR). While the new benchmark is unhedged, the investment objective of the share class is unchanged and it continues to hedge currency risk. The performance of a currency hedged share class may differ significantly from the performance of the index which is unhedged.

24 April 2017 to 17 May 2018 Index: Bloomberg Barclays World Government Inflation-Linked Bond Index CHF hedged | Performance shown: ETF NAV (CHF) vs index (CHF). For further details on previous restructuring events please refer to the Notice to Shareholders on our website etf.dws.com or contact us.

The Index performance, Tracking Error and Tracking Difference calculations are based on the unhedged index and the unhedged share class of the same sub fund, Xtrackers II Global Inflation-Linked Bond UCITS ETF, 5C for all periods.

Cumulative performance figures

	1 Month	3 Months	6 Months	1 Year	3 Years	Annualised Volatility
Hedged Share Class	0.92%	-1.48%	3.30%	-3.99%	-14.93%	6.56%
Unhedged Share Class	1.26%	0.62%	4.21%	-0.02%	-6.27%	7.89%
Index	1.32%	0.69%	4.28%	0.05%	-5.79%	6.88%
Tracking Difference	-0.06%	-0.07%	-0.07%	-0.08%	-0.48%	-
Tracking Error	0.22%	0.15%	0.20%	0.30%	0.42%	-

Calendar Year Performance Figures as of 28 March 2024

	2019	2020	2021	2022	2023	YTD
Hedged Share Class	4.23%	7.78%	3.99%	-19.35%	-0.08%	-1.48%
Unhedged Share Class	9.87%	3.04%	10.64%	-16.88%	1.83%	0.62%
Index	10.07%	3.25%	10.95%	-16.74%	1.91%	0.69%
Tracking Difference	-0.21%	-0.20%	-0.31%	-0.14%	-0.07%	-0.07%
Tracking Error	0.22%	0.16%	0.36%	0.56%	0.31%	0.15%

Rolling performance figures

	3/14 - 3/15	3/15 - 3/16	3/16 - 3/17	3/17 - 3/18	3/18 - 3/19	3/19 - 3/20	3/20 - 3/21	3/21 - 3/22	3/22 - 3/23	3/23 - 3/24	Since launch
Hedged Share Class	8.53%	-1.29%	4.31%	0.21%	0.25%	1.33%	4.73%	3.48%	-14.37%	-3.99%	0.11%
Unhedged Share Class	27.45%	-5.06%	6.77%	-5.48%	7.45%	3.75%	3.81%	7.53%	-12.82%	-0.02%	2.75%
Index	-	-	-	-	7.62%	3.98%	4.05%	7.76%	-12.62%	0.05%	-
Tracking Difference	-	-	-	-	-0.17%	-0.23%	-0.23%	-0.23%	-0.19%	-0.08%	-
Tracking Error	-	-	-	-	0.20%	0.22%	0.18%	0.39%	0.54%	0.30%	-

Past performance does not predict future returns.

DWS Xtrackers

This factsheet is as at 28 March 2024 unless otherwise specified.

Top 10 ETF constituents		
Security	ISIN	Weight
United States Treasury Inflation Indexed Bond 1/26	US912828N712	1.71%
United States Treasury Inflation Indexed Bond 7/25	US912828XL95	1.69%
BBG014KBX792 UNITED STATES TREAS 00125 32 1/32	US91282CDX65	1.60%
BBG01CBQT386 UNITED STATES TREAS 01125 33 1/33	US91282CGK18	1.56%
BBG011VCVV48 TREASURY (CPI) NOTE 7/31	US91282CCM10	1.54%
United States Treasury Inflation Indexed Bond 1/27	US912828V491	1.53%
BBG018TGXX14 iSHARES TIPS BOND ETF 7/32	US91282CEZ05	1.50%
TREASURY (CPI) NOTE 7/30	US912828ZZ63	1.48%
BBG00YXS3FZ2 WI TREASURY (CPI) NOTE 1/31	US91282CBF77	1.48%
BBG01HFTNR60 TREASURY (CPI) NOTE 7/33	US91282CHP95	1.48%

ETF Fundamentals	
ETF Yield To Maturity	3.90%
ETF Yield To Worst	1.53%
ETF Effective Duration	9.23
ETF Modified Duration	9.21
Number of Securities in the Fund	208

Source: DWS, 28 March 2024

Index information	
Index Name	Bloomberg World Government Inflation-Linked Bond Index
Index Provider	Bloomberg Finance L.P.
Bloomberg Symbol	BCIW1R
Index Type	Total Return Gross
Index Base Currency	EUR
Index Rebalance Frequency	Monthly

Source: Index Provider

Additional share classes available				
Share Class	ISIN	Currency Hedged	Income	AuM
2C - USD Hedged	LU0641007009	USD	Capitalising	EUR 46.32 mn
5C	LU0908508814	-	Capitalising	EUR 120.22 mn

Global Inflation-Linked Bond UCITS ETF

Source: DWS; Moody's
Figures may not always add up to 100.00% due to rounding

ETF Composition by Countries

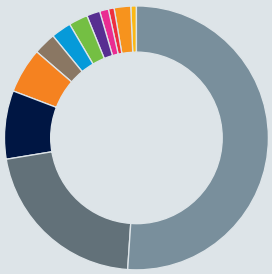

- 51.06% United States
- 21.35% United Kingdom
- 8.38% France
- 5.54% Italy
- 2.75% Germany
- 2.46% Japan
- 2.33% Spain
- 1.63% Canada
- 1.08% Australia
- 0.70% Sweden
- 2.03% Cash, Money Market Instruments & Derivatives
- 0.68% Other

ETF Composition by Maturities

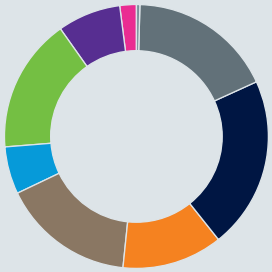

- 0.42% 0 - 1 years
- 17.78% 1 - 3 years
- 21.10% 3 - 5 years
- 12.33% 5 - 7 years
- 16.29% 7 - 10 years
- 5.81% 10 - 15 years
- 16.48% 15 - 25 years
- 7.76% 25+ years
- 2.03% Cash, Money Market Instruments & Derivatives

ETF Composition by Rating

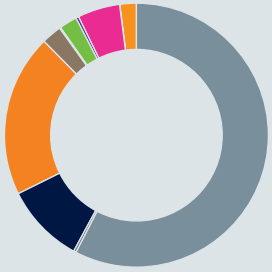

- 57.58% Aaa
- 0.31% Aa1
- 9.79% Aa2
- 19.94% Aa3
- 2.46% A1
- 0.14% A2
- 2.19% Baa1
- 0.35% Baa2
- 5.19% Baa3
- 0.02% Unknown
- 2.03% Cash, Money Market Instruments & Derivatives

Further information on Xtrackers

DWS CH AG
Xtrackers
Prime Tower - Hardstrasse 201
CH-8021 Zürich

Hotline: +41 (44) 227 3747
Webseite: www.etf.dws.com/en-ch/
E-Mail: Xtrackers.Switzerland@dws.com

Additional Information

A Glossary of Terms is available at Xtrackers.com.

ETF performance is shown on NAV basis, net of fees and index replication costs. ETF performance includes reinvested dividends. Index performance is calculated on a total return basis. The performance of currency hedged share classes may differ significantly from the performance of the index which is unhedged. Unhedged share class fees may vary from the hedged share class. On restructuring event dates, index values are re-based to match the index level of the previous index. Volatility is calculated since launch of the share class.

Disclaimer

The information included in this document is intended to be advertising of the aforementioned financial services / financial products, according to Art. 68 of the Financial Services Act (FinSA). This document has been prepared without consideration of the investment needs, objectives or financial circumstances of any investor. Before making an investment decision, investors need to consider, with or without the assistance of an investment adviser, whether the investments and strategies described or provided by DWS are appropriate in light of their particular investment needs, objectives and financial circumstances. Information in this document has been obtained or derived from sources believed to be reliable and current. However, accuracy or completeness of the sources cannot be guaranteed.
DWS does not give tax or legal advice. Investors should seek advice from their own tax experts and lawyers, when considering investments and strategies suggested by DWS. Investments with DWS are not guaranteed, unless specified. Unless notified to the contrary in a particular case, investment instruments are not insured by the Federal Deposit Insurance Corporation ("FDIC") or any other governmental entity, and are not guaranteed by obligations of DWS or its affiliates. Investments are subject to various risks, including market fluctuations, regulatory change, counterparty risk, possible delays in repayment and loss of income and principal invested. The value of investments can fall as well as rise and you may not recover the amount originally invested at any point in time. Furthermore, substantial fluctuations of the value of the investment are possible even over short periods of time.
This document is not directed to, or intended for distribution to or use by, any person or entity who is a citizen or resident of or located in any locality, state, country or other jurisdiction, including the United States, where such distribution, publication, availability or use would be contrary to law or regulation or which would subject DWS to any registration or licensing requirement within such jurisdiction not currently met within such jurisdiction. Persons into whose possession this document may come are required to inform themselves of, and to observe, such restrictions.
The present information may not be reproduced or circulated without our written authorisation. Xtrackers II is an undertaking for collective investment in transferable securities (UCITS) in accordance with the applicable laws and regulations and set up as open-ended investment company with variable capital and segregated liability amongst its respective compartments. Investors must buy and must usually sell shares in Xtrackers UCITS ETFs on a secondary market with the assistance of an intermediary (e.g. a stockbroker) and may incur fees for doing so. In addition, investors may pay more than the current net asset value when buying shares and may receive less than the current net asset value when selling them. Before making any investment decision, investors should refer to the Risk Factors in the Prospectus and Key Information Document. Tax treatment of the Xtrackers UCITS ETFs depends on the individual circumstances of each investor. Xtrackers II is incorporated in the Grand Duchy of Luxembourg, is registered with the Luxembourg Trade and Companies' Register under number B-124.284 and has its registered office at 49, avenue J.F. Kennedy, L-1855 Luxembourg. DWS Investment S.A. acts as the management company of Xtrackers II. The Investment Company may decide to terminate the arrangements made for the marketing of this fund.
The foreign collective investment scheme ("CIS") mentioned above has been authorised by the Swiss Financial Market Supervisory Authority (FINMA) for offering to non-qualified investors in Switzerland, pursuant to the Swiss Federal Act on Collective Investment Schemes of June 23, 2006 ("CISA") The Swiss Representative for this CIS is DWS CH AG, Hardstrasse 201, CH-8005 Zurich. The Swiss Paying Agent is Deutsche Bank (Suisse) SA, Place des Bergues 3, CH-1201 Geneva.
Any investment decision in relation to a fund should be based solely on the latest version of the prospectus, the audited annual and, if more recent, un-audited semi-annual reports and the Key Information Document (KID or Basisinformationsblatt ("BIB")), all of which are available in English upon request to DWS Investment S.A., 2, Boulevard Konrad Adenauer, L-1115 Luxembourg or on www.Xtrackers.com. Investors can also request these documents from the registered office of the Swiss Representative at DWS CH AG, Hardstrasse 201, CH-8005 Zurich or on https://etf.dws.com/en-ch/ in English and https://etf.dws.com/de-ch/ in German. In respect of the units offered in Switzerland, the place of performance is the registered office of the Representative. The place of jurisdiction shall be at the registered office of the Representative or at the registered office or domicile of the investor. A summary of investor rights is available at www.etf.dws.com under "About Us – How to Complain?".
Past performance is no guarantee of future results; nothing contained herein shall constitute any representation or warranty as to future performance.
© DWS CH AG 2024. Authorised and regulated by the Swiss Financial Market Supervisory Authority.

Index Disclaimer

"Bloomberg®" and Bloomberg World Government Inflation-Linked Bond Index are service marks of Bloomberg Finance L.P. and its affiliates, including Bloomberg Index Services Limited ("BISL"), the administrator of the index (collectively, "Bloomberg") and have been licensed for use for certain purposes by Xtrackers II. Bloomberg is not affiliated with Xtrackers II, and Bloomberg does not approve, endorse, review, or recommend Global Inflation-Linked Bond UCITS ETF. Bloomberg does not guarantee the timeliness, accurateness, or completeness of any data or information relating to Global Inflation-Linked Bond UCITS ETF.