# AMUNDI STOXX EUROPE 600 UCITS ETF - EUR

FACTSHEET

**30/09/2021**

EQUITY

## Key Information (source : Amundi)

Net Asset Value (NAV) : **103.08 ( EUR )**
NAV and AUM as of : **30/09/2021**
Assets Under Management (AUM) :
**187.45 ( million EUR )**
ISIN code : **LU1681040223**
Benchmark : **100% STOXX 600**

## Objective and Investment Policy

This ETF seeks to replicate as closely as possible the performance of the STOXX Europe 600 index whether the trend is rising or falling.

## Risk & Reward Profile (SRRI)

1 2 3 4 5 **6** 7

Lower risk, potentially lower rewards

Higher risk, potentially higher rewards

**The SRRI represents the risk and return profile as presented in the Key Investor Information Document (KIID). The lowest category does not imply that there is no risk. The SRRI is not guaranteed and may change over time.**

*« Technical net asset values may be calculated and published for any calendar day (excluding Saturdays and Sundays) that is neither a business day nor a transaction day. These technical net asset values are merely indicative and will not be the basis for purchasing, switching, redeeming and/or transferring shares."*

## Returns

### Performances from 30/09/2016 to 30/09/2021

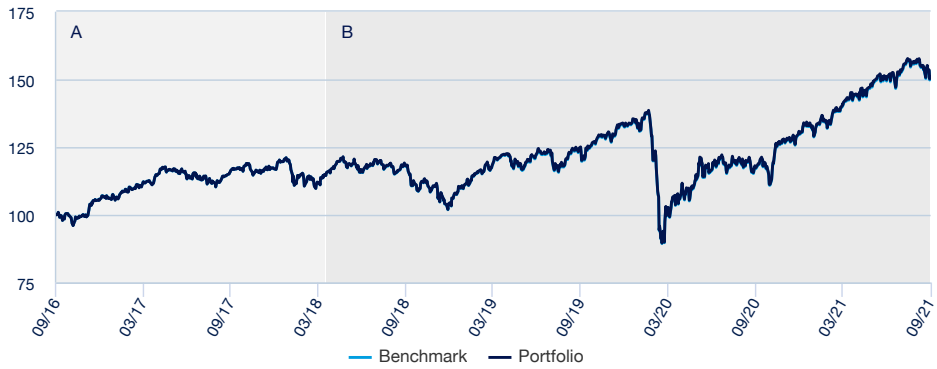


A : Sur la base des performances réalisées depuis la date de lancement du Fonds français « AMUNDI ETF STOXX EUROPE 600 UCITS ETF » géré par Amundi Asset Management et absorbé par « AMUNDI STOXX EUROPE 600 » le 18.04.2018.
B : Performance of the Sub-Fund since the date of its launch

### Risk indicators

| | 1 year | 3 years | Inception to date |
|---|---|---|---|
| **Portfolio volatility** | 13.88% | 20.01% | 16.78% |
| **Benchmark volatility** | 13.88% | 20.01% | 16.77% |
| **Ex-post Tracking Error** | 0.04% | 0.05% | 0.07% |
| **Sharpe ratio** | 2.42 | 0.48 | 0.52 |

### Cumulative returns*

| | YTD | 1 month | 3 months | 1 year | 3 years | 5 years | Since |
|---|---|---|---|---|---|---|---|
| Since | 31/12/2020 | 31/08/2021 | 30/06/2021 | 30/09/2020 | 28/09/2018 | 30/09/2016 | 22/09/2009 |
| **Portfolio** | 16.15% | -3.31% | 0.79% | 28.65% | 27.80% | 51.02% | 161.17% |
| **Benchmark** | 16.13% | -3.29% | 0.85% | 28.69% | 27.65% | 50.63% | 158.75% |
| **Spread** | 0.02% | -0.02% | -0.06% | -0.04% | 0.15% | 0.39% | 2.42% |

### Calendar year performance*

| | 2020 | 2019 | 2018 | 2017 | 2016 | 2015 | 2014 | 2013 | 2012 | 2011 |
|---|---|---|---|---|---|---|---|---|---|---|
| **Portfolio** | -2.00% | 26.97% | -10.67% | 10.66% | 1.81% | 9.87% | 7.26% | 20.91% | 18.29% | -8.57% |
| **Benchmark** | -1.99% | 26.82% | -10.77% | 10.58% | 1.73% | 9.60% | 7.20% | 20.79% | 18.18% | -8.61% |
| **Spread** | -0.01% | 0.16% | 0.09% | 0.08% | 0.07% | 0.27% | 0.06% | 0.12% | 0.11% | 0.04% |

** Source : Amundi. The above cover complete periods of 12 months for each calendar year.* ***Past performance is no predictor of current and future results and does not guarantee future yield*** *. Any losses or gains do not take into consideration any costs, commissions and fees incurred by the investor in the issue and buyout of the shares (e.g. taxes, brokerage fees or other commissions deducted by the financial intermediary). If performance is calculated in a currency other than the euro, any losses or gains generated can thereby be affected by exchange rate fluctuations (both upward and downward). The discrepancy accounts for the performance difference between the portfolio and the index.*

# AMUNDI STOXX EUROPE 600 UCITS ETF - EUR

FACTSHEET
30/09/2021

EQUITY

## Meet the Team

**Lionel Brafman**

Head of the Index & Multistrategies team

**Zhicong Mou**

Portfolio Manager - Index & Multistrategies

**Isabelle Lafargue**

Co-Portfolio Manager

## Index Data

### Description

STOXX® Europe 600 Index is an equity index representative of the 600 leading securities of European developed countries (as defined in the index methodology).

### Information

Asset class : **Equity**
Zone Geographique : **Europe**
Benchmark index currency : **EUR**

Holdings : **600**

### Top 10 benchmark holdings (source : Amundi)

| | % of assets (Index) |
|---|---|
| NESTLE SA-REG | 2.90% |
| ASML HOLDING NV | 2.69% |
| ROCHE HLDG AG-GENUSS | 2.17% |
| NOVARTIS | 1.72% |
| LVMH MOET HENNESSY | 1.63% |
| ASTRAZENECA GBP | 1.57% |
| NOVO NORDISK A/S-B NEW | 1.35% |
| LINDE PLC | 1.32% |
| SAP SE | 1.28% |
| UNILEVER PLC (GBP) | 1.22% |
| **Total** | **17.85%** |

### Geographical breakdown

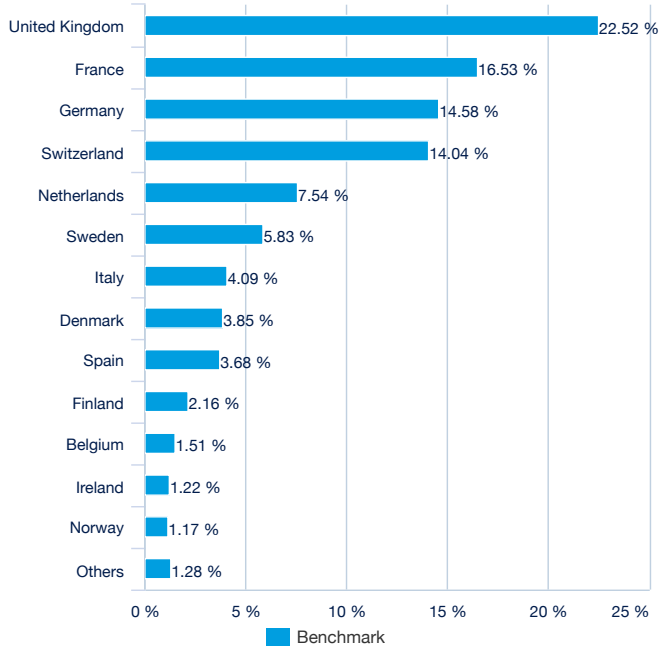


### Benchmark Sector breakdown (source : Amundi)

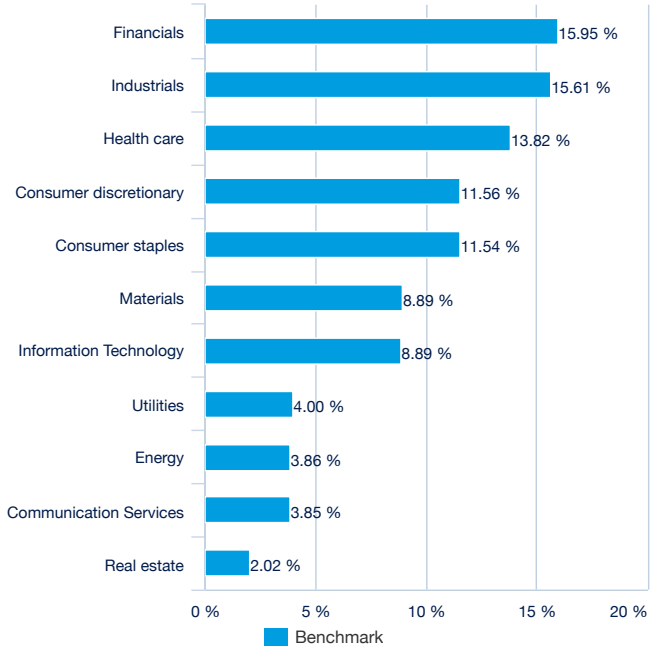

## Principal characteristics

| | |
|---|---|
| Legal structure | UCITS under Luxembourg law |
| UCITS compliant | UCITS |
| Management Company | Amundi Luxembourg SA |
| Administrator | CACEIS Bank, Luxembourg Branch |
| Custodian | CACEIS Bank, Luxembourg Branch |
| Independent auditor | PRICEWATERHOUSECOOPERS LUXEMBOURG |
| Share-class inception date | 18/04/2018 |
| Share-class reference currency | EUR |
| Classification | - |
| Type of shares | Accumulation |
| ISIN code | LU1681040223 |
| Minimum investment to the secondary market | 1 Share(s) |
| Frequency of NAV calculation | Daily |
| Ongoing charges | 0.18% ( realized ) - 15/01/2021 |
| Minimum recommended investment period | 5 years |
| French tax wrapper | - |
| Fiscal year end | September |
| Primary Market Maker | BNP Paribas |

## Listing data (source : Amundi)

| Place | Hours | CCY | Mnemo | Bloomberg Ticker | Bloomberg iNAV | Reuters RIC | Reuters iNAV |
|---|---|---|---|---|---|---|---|
| Nyse Euronext Paris | 9:05 - 17:35 | EUR | C6E | C6E FP | INC6EINAV.PA | C6E.PA | .INC6E |
| Deutsche Börse | 9:00 - 17:30 | EUR | AME6 | AME6 GY | INC6E | AME6.DE | INC6EINAV.PA |
| Six Swiss Exchange | 9:00 - 17:30 | EUR | C6E | C6E SW | INC6EINAV.S | C6E.S | .INC6E |

## Contact

### ETF Sales contact

| | |
|---|---|
| France & Luxembourg | +33 (0)1 76 32 65 76 |
| Germany & Austria | +49 (0) 69 74 221 358 |
| Italy | +39 02 0065 2965 |
| Switzerland (German) | +41 44 588 99 36 |
| Switzerland (French) | +41 22 316 01 51 |
| United Kingdom | +44 (0) 20 7074 9321 |
| Netherlands | +31 20 794 04 79 |
| Nordic countries | +46 8 5348 2271 |
| Hong Kong | +65 64 39 93 50 |
| Spain | +34 914 36 72 45 |

### ETF Capital Markets contact

| | |
|---|---|
| Téléphone | +33 (0)1 76 32 19 93 |
| Bloomberg IB Chat | Capital Markets Amundi ETF<br>Capital Markets Amundi HK ETF |

### ETF Market Makers contact

| | |
|---|---|
| BNP Paribas | +33 (0)1 40 14 60 01 |
| Kepler Cheuvreux | +33 (0)1 53 65 35 25 |

### Amundi contact

**Amundi ETF**
90 bd Pasteur
CS 21564
75 730 Paris Cedex 15 - France
**Hotline :** +33 (0)1 76 32 47 74
info@amundietf.com

## Index Providers

STOXX and its licensors (the “Licensors”) have no relationship to the Amundi Asset Management, other than the licensing of the STOXX Europe 600® and the related trademarks for use in connection with the AMUNDI STOXX EUROPE 600.
STOXX and its Licensors do not:
- Sponsor, endorse, sell or promote the AMUNDI STOXX EUROPE 600.
- Recommend that any person invest in the AMUNDI STOXX EUROPE 600 or any other securities.
- Have any responsibility or liability for or make any decisions about the timing, amount or pricing of AMUNDI STOXX EUROPE 600.
- Have any responsibility or liability for the administration, management or marketing of the AMUNDI STOXX EUROPE 600.
- Consider the needs of the AMUNDI STOXX EUROPE 600 or the owners of the AMUNDI STOXX EUROPE 600 in determining, composing or calculating the STOXX Europe 600 or have any obligation to do so.
STOXX and its Licensors will not have any liability in connection with the AMUNDI STOXX EUROPE 600. Specifically,
- STOXX and its Licensors do not make any warranty, express or implied and disclaim any and all warranty about:
* The results to be obtained by the AMUNDI STOXX EUROPE 600, the owner of the AMUNDI STOXX EUROPE 600 or any other person in connection with the use of the STOXX Europe 600 and the data included in the STOXX Europe 600®;
* The accuracy or completeness of the STOXX Europe 600 and its data;
* The merchantability and the fitness for a particular purpose or use of the STOXX Europe 600® and its data;
- STOXX and its Licensors will have no liability for any errors, omissions or interruptions in the STOXX Europe 600® or its data;
- Under no circumstances will STOXX or its Licensors be liable for any lost profits or indirect, punitive, special or consequential damages or losses, even if STOXX or its Licensors knows that they might occur.
The licensing agreement between the Amundi Asset Management and STOXX is solely for their benefit and not for the benefit of the owners of the AMUNDI STOXX EUROPE 600 or any other third parties.

## Legal information

The Sub-Fund has been authorised for distribution to non-qualified investors in or from Switzerland by FINMA. Representative : CACEIS Bank, Paris, Branch of Nyon/Swiss, 35 route de Signy, 1260 Nyon, Switzerland (in the past “CACEIS Bank Luxembourg, Luxembourg, Branch of Nyon”, Switzerland. Paying agent: CA Indosuez (Suisse) S.A., 4 quai General Guisan, 1204 Geneva. Subscriptions in the Sub-Funds will only be accepted on the basis of the SICAV’s latest prospectus and Key Investor Information Document (KIID), its latest annual and semi-annual reports and its articles of incorporation that may be obtained, free of charge, at the registered office of the Swiss Representative. Past performance is not a guarantee or a reliable indicator for current or future performance and returns. The performance data do not take account of the commissions and costs incurred on the issue and redemption of units. Data are provided by Amundi and dated as mentioned under the first page label « MONTHLY REPORT » if not otherwise indicated.

This document is designed exclusively for institutional, professional, qualified or sophisticated investors and distributors. It is not meant for the general public or private clients of any jurisdiction or those qualified as 'US Persons'. Approved investors in regard to the European Union are those which are defined as "Professional" investors in Directive 2004/39/EC of 21 April 2004 "MiFID" or, as the case may be, as defined under each local legislation and, insofar as the offer in Switzerland is concerned, "qualified investors" as set forth in the federal Law on Collective Investments (LPCC), the Ordinance on collective investments of 22 November 2006 (OPCC) and the FINMA 08/8 Circular regarding the legislation on collective investments of 20 November 2008. This document shall not, under any circumstance, be sent within the European Union to non "Professional" investors as defined by the MFI or under each local legislation, or in Switzerland to those investors which are not defined as "qualified investors" in the applicable law and regulations.