DWS Xtrackers

This factsheet is as at 31 October 2022 unless otherwise specified.

Xtrackers FTSE Developed Europe Real Estate UCITS ETF 1C

a sub fund of Xtrackers

At a glance

- Direct investment in Listed European Real Estate
- Provides diversified exposure to European Real Estate holding and development companies, as well as REITs
- Sector Specific Exposure

Reference Index key features

The FTSE EPRA/NAREIT Developed Europe index aims to reflect the performance of the following market:
- Listed real estate companies and REITS listed in Developed Europe
- The largest and most liquid companies
- Weighted by free-float adjusted market capitalisation
- Quarterly index review

Additional information on the index, selection and weighting methodology is available at www.ftse.com

Fund information	
ISIN	LU0489337690
Share class currency	EUR
Fund Currency	EUR
Fund launch date	25 March 2010
Domicile	Luxembourg
Portfolio Methodology	Direct Replication
Sub-Portfolio Manager	DWS Investments UK Ltd
Investment Manager	DWS Investment GmbH
Custodian	State Street Bank International GmbH, Luxembourg Branch
All-in fee[1]	0.33% p.a.
Income treatment	Capitalising
NAV per Share	EUR 20.07
Total Fund Assets	EUR 595.55 Million
Total Shares Outstanding	29.68 Million

[1] Please see additional information / glossary.

Key Risks

- **The value of your investment may go down as well as up and past performance does not predict future returns. Investor capital may be at risk up to a total loss.**
- The performance of the Fund is linked to shares of companies principally engaged in the property sector which involves special risks including: the cyclical nature of property values, changes in the general economic climate, local conditions and market rental rates, attractiveness and location of the relevant properties, the financial circumstances of the tenants and changes in operational costs including (without limit) the costs of maintenance and insurance.
- The value of an investment in shares will depend on a number of factors including, but not limited to, market and economic conditions, sector, geographical region and political events.
- The Fund is exposed to market movements in a single country or region which may be adversely affected by political or economic developments, government action or natural events that do not affect a fund investing in broader markets.
- The Fund has a focus on a single or narrow range of industry, sector or types of companies and performance may not reflect a rise in broader markets.

Listing and trading information

Exchange	Bloomberg Ticker	Reuters RIC	Trading Currency
Xetra	D5BK GY	D5BK.DE	EUR
BX Berne eXchange	XDER BW	XDER.BN	CHF
London Stock Exchange	XDER LN	XDER.L	GBp
Italian Stock Exchange	XDER IM	XDER.MI	EUR

Historical Performance

Source: DWS, Index Provider

Tracking Error and Tracking Difference calculations were reset on 24 February 2014 as a consequence to a change in replication methodology (Switch from Synthetic to Direct replication).

Cumulative performance figures

	1 Month	3 Months	6 Months	1 Year	3 Years	Annualised Volatility
Share Class	3.64%	-23.01%	-30.13%	-36.16%	-30.56%	18.57%
Index	3.66%	-22.97%	-30.24%	-36.23%	-30.80%	18.13%
Tracking Difference	-0.03%	-0.04%	0.10%	0.08%	0.24%	-
Tracking Error	0.03%	0.12%	0.27%	0.21%	0.20%	-

Calendar year performance figures

	2017	2018	2019	2020	2021	YTD
Share Class	12.21%	-8.68%	29.61%	-10.57%	17.59%	-37.46%
Index	12.09%	-8.80%	29.33%	-10.74%	17.55%	-37.57%
Tracking Difference	0.12%	0.13%	0.28%	0.17%	0.04%	0.11%
Tracking Error	0.19%	0.17%	0.18%	0.24%	0.15%	0.22%

Rolling performance figures

	10/12 - 10/13	10/13 - 10/14	10/14 - 10/15	10/15 - 10/16	10/16 - 10/17	10/17 - 10/18	10/18 - 10/19	10/19 - 10/20	10/20 - 10/21	10/21 - 10/22	Since launch
Share Class	13.17%	17.90%	30.74%	-13.25%	11.71%	2.04%	14.81%	-19.27%	34.74%	-36.16%	4.57%
Index	13.42%	18.27%	30.68%	-13.30%	11.60%	1.90%	14.57%	-19.40%	34.65%	-36.23%	4.57%
Tracking Difference	-	-	0.06%	0.05%	0.11%	0.15%	0.24%	0.13%	0.08%	0.08%	-
Tracking Error	-	-	0.22%	0.18%	0.19%	0.17%	0.19%	0.24%	0.12%	0.21%	-

Past performance does not predict future returns.

This factsheet is as at 31 October 2022 unless otherwise specified.

Top 10 ETF constituents		
Issuer	ISIN	Weight
Vonovia SE	DE000A1ML7J1	10.28%
SEGRO REIT ORD	GB00B5ZN1N88	6.33%
SWISS PRIME SITE ORD	CH0008038389	3.57%
UNIBAIL-RODAMCO-WESTFIELD ORD	FR0013326246	2.84%
LEG IMMOBILIEN AGD	DE000LEG1110	2.83%
LAND SECURITIES REIT	GB00BYW0PQ60	2.73%
GECINA REIT	FR0010040865	2.68%
PSP SWISS PROPERTY ORD	CH0018294154	2.68%
BRITISH LAND REIT	GB0001367019	2.27%
KLEPIERRE REIT	FR0000121964	2.20%

ETF Fundamentals	
ETF PE Ratio (Forward)	10.59
ETF PE Ratio (Trailing)	5.06
Number of Securities in the Fund	114

Source: DWS, 31 October 2022

Index information	
Index Name	FTSE EPRA/NAREIT Developed Europe Net Total Return Index
Bloomberg Symbol	NEPRA
Index Type	Total Return Net
Index Base Currency	EUR
Number of Index constituents	110
Index Rebalance Frequency	Quarterly

Source: Index Provider

FTSE Developed Europe Real Estate UCITS ETF

Source: DWS
Figures may not always add up to 100.00% due to rounding

ETF Composition by Countries

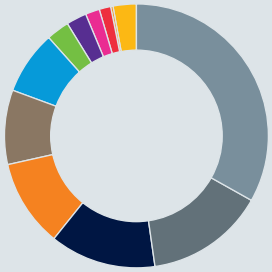

- 33.13% United Kingdom
- 14.62% Germany
- 13.01% Sweden
- 10.74% France
- 9.12% Switzerland
- 7.78% Belgium
- 2.82% Spain
- 2.49% Luxembourg
- 1.74% Finland
- 1.41% Guernsey
- 0.29% Cash, Money Market Instruments & Derivatives
- 2.83% Other

ETF Composition by Sectors

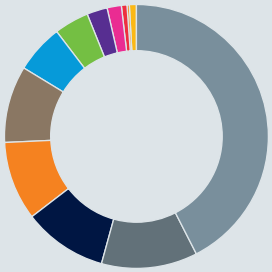

- 42.49% Real Estate Holding and Development
- 11.78% Diversified REITs
- 10.31% Office REITs
- 9.69% Industrial REITs
- 9.42% Retail REITs
- 5.96% Health Care REITs
- 4.26% Residential REITs
- 2.51% Storage REITs
- 1.75% Other Specialty REITs
- 0.68% Real Estate Services
- 0.29% Cash, Money Market Instruments & Derivatives
- 0.84% Other

ETF Composition by Currencies

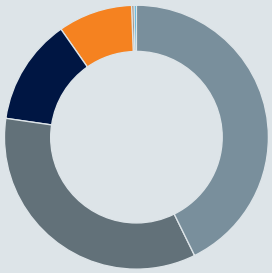

- 42.73% Euro
- 34.55% Pound Sterling
- 13.01% Swedish Krona
- 9.12% Swiss Franc
- 0.29% Norwegian Krone
- 0.29% Cash, Money Market Instruments & Derivatives

Further information on Xtrackers

DWS CH AG
Xtrackers
Hardstrasse 201
CH-8005 Zürich

Hotline: +41 44 227 3747
Webseite: www.etf.dws.com/en-ch/
E-Mail: Xtrackers.Switzerland@dws.com

Additional information

A Glossary of Terms is available at Xtrackers.com.
ETF performance is shown on NAV basis, net of fees and index replication costs. Index performance is calculated on a total return basis. Volatility is calculated since launch of the share class.

Disclaimer

The following document is intended as marketing material. The foreign collective investment scheme (“CIS”) / Sub-Fund described in this document has been authorised by the Swiss Financial Market Supervisory Authority (FINMA) for offering to non qualified investors in Switzerland, pursuant to the Swiss Federal Act on Collective Investment Schemes of June 23, 2006 ("CISA"). The Swiss Representative for this CIS is DWS CH AG, Hardstrasse 201, CH-8005 Zurich. The Swiss Paying Agent is Deutsche Bank (Suisse) SA, Place des Bergues 3, CH-1201 Geneva. The current sales prospectus, the articles of association, KIID (Key Investor Information Document) as well as the annual and semi-annual reports may upon request be obtained free of charge from the Swiss Representative. In respect of the units offered in Switzerland, the place of performance is the registered office of the Representative. The place of jurisdiction shall be at the registered office of the representative or at the registered office or domicile of the investor. Due to its composition/the techniques employed by fund management, the Sub-Fund may exhibit increased volatility (fluctuations in value). The Sub-Fund described herein invests primarily in derivatives. Xtrackers® is a registered trademark of DWS.

This document is intended for information purposes only and does not create any legally binding obligations on the part of DWS Group GmbH & Co. KGaA and/or its affiliates (DWS). This document has been prepared without consideration of the investment needs, objectives or financial circumstances of any investor. Without limitation, this document does not constitute an offer, an invitation to offer or a recommendation to enter into any transaction. Before making an investment decision, investors need to consider, with or without the assistance of an investment adviser, whether the investments and strategies described or provided by DWS are appropriate in light of their particular investment needs, objectives and financial circumstances. Information in this document has been obtained or derived from sources believed to be reliable and current. However, accuracy or completeness of the sources cannot be guaranteed. This document is not directed to, or intended for distribution to or use by, any person or entity who is a citizen or resident of or located in any locality, state, country or other jurisdiction, including the United States, where such distribution, publication, availability or use would be contrary to law or regulation or which would subject DWS to any registration or licensing requirement within such jurisdiction not currently met within such jurisdiction. Persons into whose possession this document may come are required to inform themselves of, and to observe, such restrictions. Xtrackers is an undertaking for collective investment in transferable securities (UCITS) in accordance with the applicable laws and regulations and set up as open-ended investment company with variable capital and segregated liability amongst its respective compartments. Xtrackers is incorporated in the Grand Duchy of Luxembourg, is registered with the Luxembourg Trade and Companies' Register under number B-119.899 and has its registered office at 49, avenue J.F. Kennedy, L-1855 Luxembourg. DWS Investment S.A. acts as the management company of Xtrackers. Any investment decision in relation to a fund should be based solely on the latest version of the prospectus, the audited annual and, if more recent, un-audited semi-annual reports and the Key Investor Information Document (KIID), all of which are available in English upon request to DWS Investment S.A., 2, Boulevard Konrad Adenauer, L-1115 Luxembourg or on www.Xtrackers.com. **PAST PERFORMANCE IS NO GUARANTEE OF FUTURE RESULTS.**

© DWS Investments UK Limited, 2022. Authorised and regulated by the Financial Conduct Authority.

Index Disclaimer

All rights in the FTSE EPRA/NAREIT Developed Europe Net Total Return Index (the “Index”) vest in FTSE International Limited (“FTSE”). “FTSE®” is a trade mark of the London Stock Exchange Group companies and is used by FTSE under licence. The Xtrackers FTSE Developed Europe Real Estate UCITS ETF (the "ETF") has been developed solely by Deutsche Bank Asset Management. The Index is calculated by FTSE or its agent. FTSE and its licensors are not connected to and do not sponsor, advise, recommend, endorse or promote the ETF and do not accept any liability whatsoever to any person arising out of (a) the use of, reliance on or any error in the Index or (b) investment in or operation of the ETF. FTSE makes no claim, prediction, warranty or representation either as to the results to be obtained from the ETF or the suitability of the Index for the purpose to which it is being put by Deutsche Bank Asset Management.