PASSIVE

IBTA

# iShares $ Treasury Bond 1-3yr UCITS ETF
## U.S. Dollar (Accumulating)
### iShares plc

iShares by BlackRock

December 2025

**Unless otherwise stated, Performance, Portfolio Breakdowns and Net Assets information as at: 31-Dec-2025. All other data as at 08-Jan-2026.**

**This document is marketing material**. For Investors in Switzerland. Investors should read the KIID/PRIIPs document and prospectus prior to investing, and should refer to the prospectus for the funds full list of risks.

## FUND OVERVIEW

The Fund seeks to track the performance of an index composed of US Dollar denominated government bonds issued by the US Treasury.

## KEY BENEFITS

1. Targeted exposure to short-term US treasuries
2. Direct investment in government bonds
3. Single country government bond exposure

## RISK INDICATOR

**Lower Risk**
Potentially Lower Rewards

**Higher Risk**
Potentially Higher Rewards

| 1 | 2 | 3 | 4 | 5 | 6 | 7 |
|---|---|---|---|---|---|---|

**CAPITAL AT RISK:** The value of investments and the income from them can fall as well as rise and are not guaranteed. Investors may not get back the amount originally invested.

**KEY RISKS:**

- Credit risk, changes to interest rates and/or issuer defaults will have a significant impact on the performance of fixed income securities. Potential or actual credit rating downgrades may increase the level of risk.
- Investment risk is concentrated in specific sectors, countries, currencies or companies. This means the Fund is more sensitive to any localised economic, market, political, sustainability-related or regulatory events.
- Counterparty Risk: The insolvency of any institutions providing services such as safekeeping of assets or acting as counterparty to derivatives or other instruments, may expose the Share Class to financial loss.
- Credit Risk: The issuer of a financial asset held within the Fund may not pay income or repay capital to the Fund when due.
- Liquidity Risk: Lower liquidity means there are insufficient buyers or sellers to allow the Fund to sell or buy investments readily.

## PRODUCT INFORMATION

**ISIN :** IE00BYXPSP02
**Share Class Launch Date :** 13-Apr-2017
**Share Class Currency :** USD
**Total Expense Ratio :** 0.07%
**Use of Income :** Accumulating
**Net Assets of Share Class (M) :** 6,940.54 USD

## KEY FACTS

**Asset Class :** Fixed Income
**Benchmark :** ICE US Treasury 1-3 Year Index (USD)
**Fund Launch Date :** 02-Jun-2006
**Net Assets of Fund (M) :** 11,780.43 USD
**SFDR Classification :** Other
**Domicile :** Ireland
**Methodology :** Sampled
**Issuing Company :** iShares plc
**Product Structure :** Physical

## PORTFOLIO CHARACTERISTICS

**Average Weighted Maturity :** 1.98 yrs
**Effective Duration :** 1.89 yrs
**Standard Deviation (3y) :** 1.87%
**3y Beta :** 1.00
**Yield To Maturity :** 3.51%
**Number of Holdings :** 92

# iShares $ Treasury Bond 1-3yr UCITS ETF
## U.S. Dollar (Accumulating)
### iShares plc

iShares by BlackRock

## CALENDAR YEAR PERFORMANCE

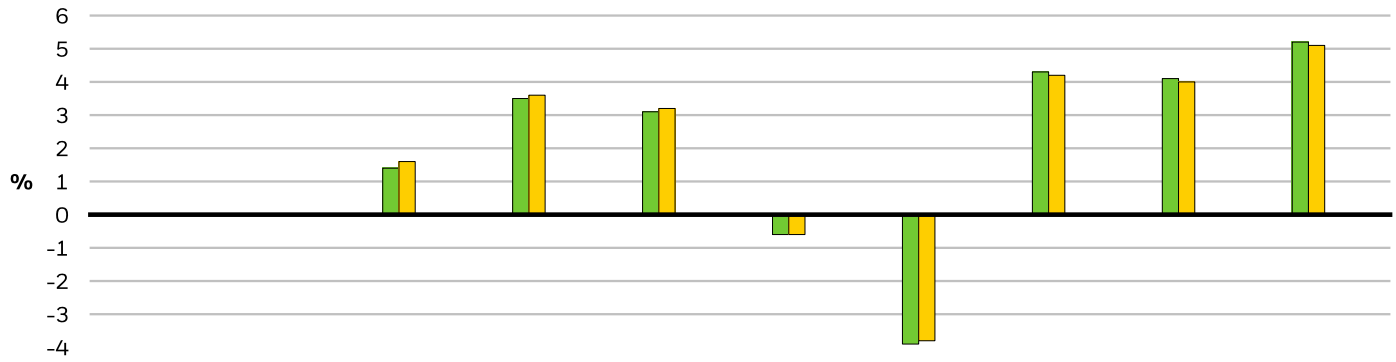


| | 2016 | 2017 | 2018 | 2019 | 2020 | 2021 | 2022 | 2023 | 2024 | 2025 |
|---|---|---|---|---|---|---|---|---|---|---|
| Share Class | - | - | 1.45 | 3.53 | 3.14 | -0.64 | -3.85 | 4.30 | 4.06 | 5.20 |
| Benchmark | - | - | 1.56 | 3.60 | 3.17 | -0.61 | -3.79 | 4.24 | 4.04 | 5.14 |

## GROWTH OF HYPOTHETICAL 10,000 USD SINCE INCEPTION

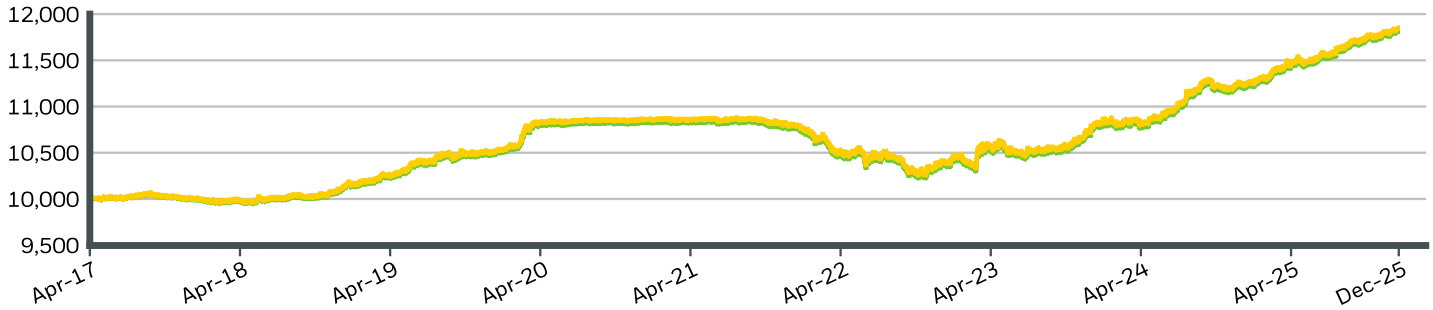


## CUMULATIVE & ANNUALISED PERFORMANCE

| | CUMULATIVE (%) | | | | | ANNUALISED (% p.a.) | | |
|---|---|---|---|---|---|---|---|---|
| | 1m | 3m | 6m | YTD | 1y | 3y | 5y | Since Inception |
| Share Class | 0.34 | 1.15 | 2.28 | 5.20 | 5.20 | 4.52 | 1.75 | 1.93 |
| Benchmark | 0.31 | 1.12 | 2.25 | 5.14 | 5.14 | 4.47 | 1.74 | 1.96 |

**The figures shown relate to past performance. Past performance is not a reliable indicator of current or future performance and should not be the sole factor of consideration when selecting a product or strategy.** Share Class and Benchmark performance displayed in USD, hedged share class benchmark performance is displayed in USD. Performance is shown on a Net Asset Value (NAV) basis, with gross income reinvested where applicable. The return of your investment may increase or decrease as a result of currency fluctuations if your investment is made in a currency other than that used in the past performance calculation. **Source:** BlackRock

Share Class iShares $ Treasury Bond 1-3yr UCITS ETF U.S. Dollar (Accumulating)

Benchmark ICE US Treasury 1-3 Year Index (USD)

**Contact Us**
For EMEA: +44-207-743-2030 • www.blackrock.com • investor.services@blackrock.com

# iShares $ Treasury Bond 1-3yr UCITS ETF
## U.S. Dollar (Accumulating)
### iShares plc

iShares by BlackRock

**TOP ISSUERS**

| | |
|---|---|
| UNITED STATES TREASURY | 99.91% |
| **Total of Portfolio** | **99.91%** |

Holdings subject to change

**SECTOR BREAKDOWN (%)**

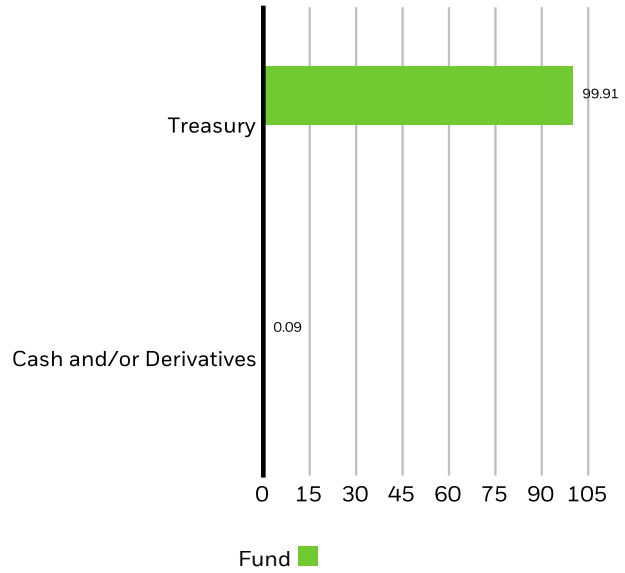


Allocations are subject to change. **Source:** BlackRock

**TRADING INFORMATION**

| Exchange | SIX Swiss Exchange | London Stock Exchange | Bolsa De Valores De Colombia |
|---|---|---|---|
| Ticker | IBTA | IBTA | IBTA |
| Bloomberg Ticker | IBTA | IBTA LN | IBTA CB |
| RIC | IBTA.S | IBTA.L | - |
| SEDOL | BF2MYX9 | BD9BV01 | BN71MM2 |
| VALOR | 36414884 | 36414884 | - |
| Listing Currency | CHF | USD | COP |

This product is also listed on: Tel Aviv Stock Exchange,Bolsa Mexicana De Valores

**MATURITY BREAKDOWN (%)**

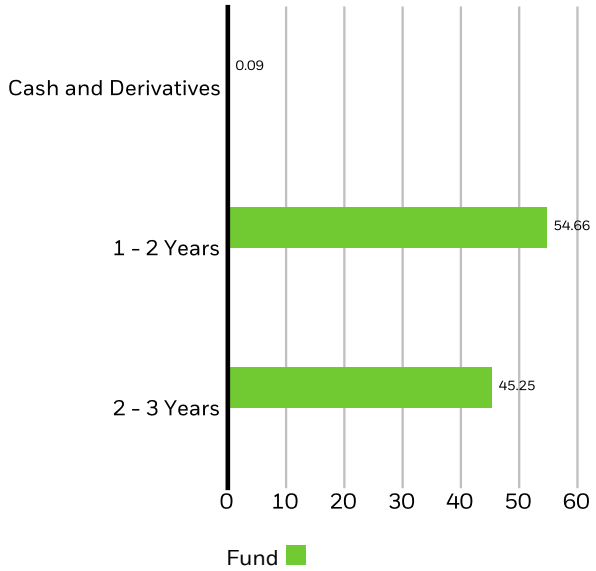


Allocations are subject to change. **Source:** BlackRock

**CREDIT RATINGS (%)**

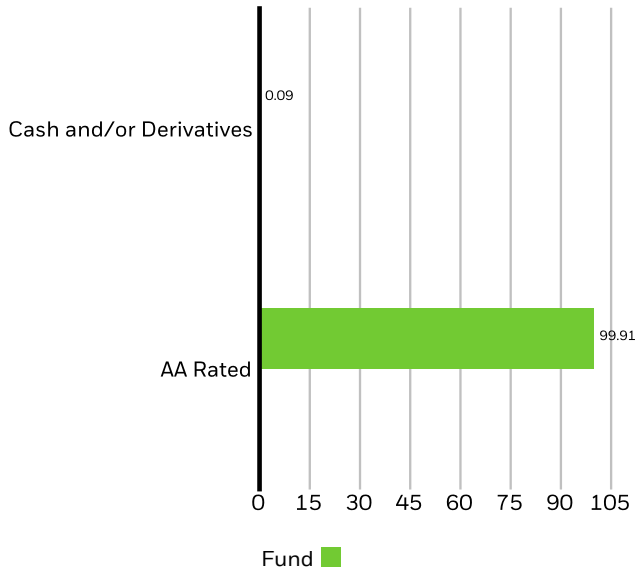


Credit quality ratings on underlying securities of the fund are received from S&P, Moody's and Fitch and converted to the equivalent S&P major rating category. This breakdown is provided by BlackRock and takes the median rating of the three agencies when all three agencies rate a security the lower of the two ratings if only two agencies rate a security and one rating if that is all that is provided. Unrated securities do not necessarily indicate low quality. Below investment-grade is represented by a rating of BB and below. Ratings and portfolio credit quality may change over time.

**Contact Us**
For EMEA: +44-207-743-2030 • www.blackrock.com • investor.services@blackrock.com

**GLOSSARY**

**SFDR Classification: Article 8:** Products that promote environmental or social characteristics and promote good governance practices. **Article 9:** Products that have sustainable investments as an objective and follow good governance practices. **Other:** Products that do not meet the criteria to be classified as Article 8 or 9.

**Yield to Maturity:** Yield to Maturity (YTM) is the discount rate that equates the present value of bond's cash flows with its market price (including accrued interest). The fund YTM is the weighted average of fund's individual bond holding YTMs based upon Net Asset Value ('NAV'). The measure does not include fees and expenses. For callable bonds, YTM is the Yield-to-Worst.

**Effective Duration:** Effective duration is a measure of a fund's interest-rate sensitivity. Put simply, the longer a fund's duration, the more sensitive the fund is to shifts in interest rates. So a fund with a duration of 10 years is twice as volatile as a fund with a five-year duration.

**IMPORTANT INFORMATION:**

**In the UK and Non-European Economic Area (EEA) countries:** This is issued by BlackRock Advisors (UK) Limited, which is authorised and regulated by the Financial Conduct Authority. Registered office: 12 Throgmorton Avenue, London, EC2N 2DL, Tel: +44-207-743-2030. Registered in England and Wales No. 00796793. For your protection, calls are usually recorded. Please refer to the Financial Conduct Authority website for a list of authorised activities conducted by BlackRock.

iShares plc, iShares II plc, iShares III plc, iShares IV plc, iShares V plc, iShares VI plc and iShares VII plc (together 'the Companies') are open-ended investment companies with variable capital having segregated liability between their funds organised under the laws of Ireland and authorised by the Central Bank of Ireland.

Further information about the Fund and the Share Class, such as details of the key underlying investments of the Share Class and share prices, is available on the iShares website at www.ishares.com or by calling +44 (0)845 357 7000 or from your broker or financial adviser. The indicative intra-day net asset value of the Share Class is available at http://deutsche-boerse.com and/or http://www.reuters.com. A UCITS ETF's units / shares that have been acquired on the secondary market cannot usually be sold directly back to the UCITS ETF itself. Investors who are not Authorised Participants must buy and sell shares on a secondary market with the assistance of an intermediary (e.g. a stockbroker) and may incur fees and additional taxes in doing so. In addition, as the market price at which the Shares are traded on the secondary market may differ from the Net Asset Value per Share, investors may pay more than the then current Net Asset Value per Share when buying shares and may receive less than the current Net Asset Value per Share when selling them.

**For investors in Switzerland:** This document is marketing material. The iShares ETFs are domiciled in Ireland, Switzerland and Germany. BlackRock Asset Management Schweiz AG, Bahnhofstrasse 39, CH-8001 Zurich, is the Swiss Representative and State Street International GmbH, Munich, Zurich Branch, Beethovenstrasse 19, CH-8002 Zürich the Swiss Paying Agent for the foreign iShares ETFs registered in Switzerland. The Prospectus, the Prospectus with integrated fund contract, the Packaged Retail and Insurance-based Investment Products Key Information Document (PRIIPs KID) or equivalent, the general and particular conditions, the Articles of Incorporation, the latest and any previous annual and semi-annual reports of the iShares ETFs domiciled or registered in Switzerland are available free of charge from BlackRock Asset Management Schweiz AG. Investors should read the fund specific risks in the PRIIPs KID or equivalent and the Prospectus.

**Capital at risk:** Past performance is not a reliable indicator of current or future results and should not be the sole factor of consideration when selecting a product or strategy. Changes in the rates of exchange between currencies may cause the value of investments to diminish or increase. Fluctuation may be particularly marked in the case of a higher volatility fund and the value of an investment may fall suddenly and substantially. Levels and basis of taxation may change from time to time. BlackRock has not considered the suitability of this investment against your individual needs and risk tolerance. The data displayed provides summary information. Investment should be made on the basis of the relevant Prospectus which is available from the manager. The products mentioned in this document are intended for information purposes only and do not constitute investment advice or an offer to sell or a solicitation of an offer to buy the securities described within. This document may not be distributed without authorisation from BlackRock.

**Restricted Investors:** This document is not, and under no circumstances is to be construed as an advertisement or any other step in furtherance of a public offering of shares in the United States or Canada. This document is not aimed at persons who are resident in the United States, Canada or any province or territory thereof, where the companies/securities are not authorised or registered for distribution and where no prospectus has been filed with any securities commission or regulatory authority. The companies/securities may not be acquired or owned by, or acquired with the assets of, an ERISA Plan.

The ICE Index mentioned in this document is a service mark of Interactive Data Pricing and Reference Data, LLC or its affiliates ("Interactive Data") and has been licensed for use by BlackRock, Inc. in connection with the fund. Neither BlackRock, Inc. nor the fund is sponsored, endorsed, sold or promoted by Interactive Data. Interactive Data makes no representations or warranties regarding BlackRock, Inc. or the fund or the ability of the fund to track the applicable Index. INTERACTIVE DATA MAKES NO EXPRESS OR IMPLIED WARRANTIES, AND HEREBY EXPRESSLY DISCLAIMS ALL WARRANTIES OF MERCHANTABILITY OR FITNESS FOR A PARTICULAR PURPOSE WITH RESPECT TO THE ICE INDEX OR ANY DATA INCLUDED THEREIN. IN NO EVENT SHALL INTERACTIVE DATA HAVE ANY LIABILITY FOR ANY SPECIAL, PUNITIVE, DIRECT, INDIRECT, OR CONSEQUENTIAL DAMAGES (INCLUDING LOST PROFITS) EVEN IF NOTIFIED OF THE POSSIBILITY OF SUCH DAMAGES.

Any research in this document has been procured and may have been acted on by BlackRock for its own purpose. The results of such research are being made available only incidentally. The views expressed do not constitute investment or any other advice and are subject to change. They do not necessarily reflect the views of any company in the BlackRock Group or any part thereof and no assurances are made as to their accuracy.


**© 2026 BlackRock, Inc. All Rights reserved. BLACKROCK, BLACKROCK SOLUTIONS and iSHARES are trademarks of BlackRock, Inc. or its subsidiaries in the United States and elsewhere. All other trademarks are those of their respective owners.**



**Contact Us**

For EMEA: +44-207-743-2030 • www.blackrock.com • investor.services@blackrock.com