PASSIVE

iShares SPI Equity Index Fund (CH)

Class D Swiss Franc

BlackRock Investment Funds Switzerland

iShares by BlackRock

June 2026

Unless otherwise stated, Performance, Portfolio Breakdowns and Net Assets information as at: 30-Jun-2026. All other data as at 22-Jul-2026.

This document is marketing material. For Investors in Switzerland. Investors should read the KIID/PRIIPs document and prospectus prior to investing, and should refer to the prospectus for the funds full list of risks.

FUND OVERVIEW

- The Fund aims to achieve a return on your investment through a combination of capital growth and income on the Fund's assets, which reflects the return of the Swiss Performance Index (SPI®) (the Benchmark Index).
- The Fund aims to invest so far as possible and practicable in the equity securities (such as shares) that make up the Benchmark Index.
- The Benchmark Index measures the performance of shares of publicly traded companies listed on the SIX Swiss Exchange. It is a broad market equity index which comprises companies with a primary listing on the SIX Swiss Exchange, while excluding investment companies and shares with a free float factor of less than 20%. The Benchmark Index attempts to represent the development of the entire Swiss equity market. The weightings of the individual shares in the benchmark index are based on their free float-adjusted market capitalisation. Market capitalisation is the share price of a company multiplied by the number of shares issued. Free float-adjusted market capitalisation means that only shares available to the public, rather than all of a company's issued shares, are used to calculate the Benchmark Index.

RISK INDICATOR

Lower Risk — Potentially Lower Rewards

Higher Risk — Potentially Higher Rewards

1	2	3	**4**	5	6	7

CAPITAL AT RISK: The value of investments and the income from them can fall as well as rise and are not guaranteed. Investors may not get back the amount originally invested.

KEY RISKS:

- Shares in smaller companies typically trade in less volume and experience greater price variations than larger companies.
- Investment risk is concentrated in specific sectors, countries, currencies or companies. This means the Fund is more sensitive to any localised economic, market, political, sustainability-related or regulatory events.
- The value of equities and equity-related securities can be affected by daily stock market movements. Other influential factors include political, economic news, company earnings and significant corporate events.
- Counterparty Risk: The insolvency of any institutions providing services such as safekeeping of assets or acting as counterparty to derivatives or other instruments, may expose the Fund to financial loss.
- Liquidity Risk: Lower liquidity means there are insufficient buyers or sellers to allow the Fund to sell or buy investments readily.

KEY FACTS

Asset Class : Equity

Benchmark : Switzerland SPI Index (CHF)

Fund Launch Date : 07-Mar-2017

Share Class Launch Date : 19-Apr-2017

Share Class Currency : CHF

Net Assets of Fund (M) : 651.33 CHF

Morningstar Category : Switzerland Equity

SFDR Classification : -

Domicile : Switzerland

ISIN : CH0342181622

Use of Income : Accumulating

Management Company : BlackRock Asset Management Schweiz AG

FEES AND CHARGES

Annual Management Fee : 0.13%

Ongoing Charge : 0.13%

Performance Fee : -

DEALING INFORMATION

Settlement : Trade Date + 2 days

Dealing Frequency : Daily, forward pricing basis

PORTFOLIO CHARACTERISTICS

Price to Book Ratio : 3.73x

Price to Earnings Ratio : 23.10x

3y Beta : 1.00

Standard Deviation (3y) : 11.36

Number of Holdings : 200

PORTFOLIO MANAGER(S)

Helena Schneider

Index Inv ETF PM MUN

Please refer to the Glossary for more details.

iShares SPI Equity Index Fund (CH)
Class D Swiss Franc
BlackRock Investment Funds Switzerland

iShares by BlackRock

CALENDAR YEAR PERFORMANCE

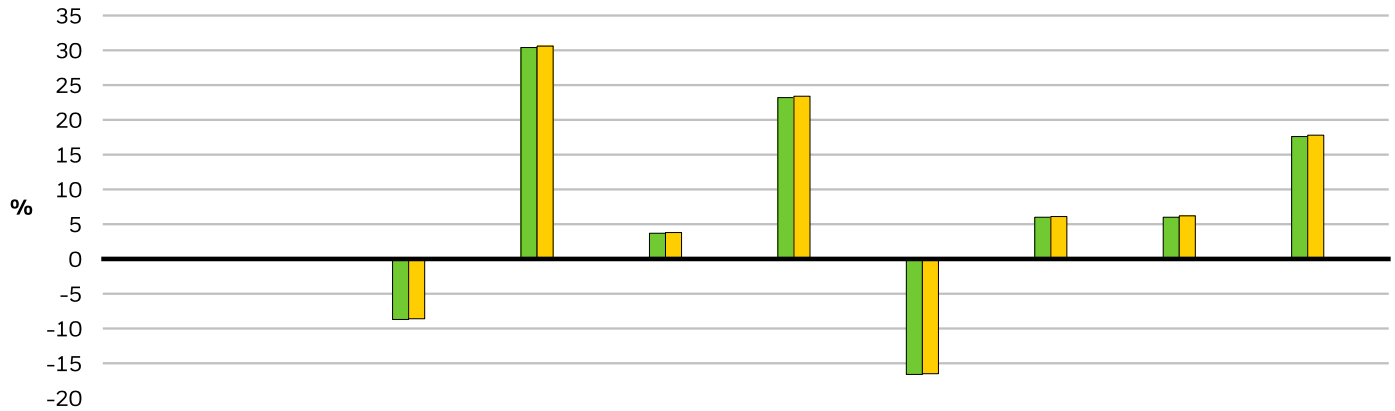

	2016	2017	2018	2019	2020	2021	2022	2023	2024	2025
Share Class	-	-	-8.69	30.45	3.66	23.21	-16.55	5.96	6.02	17.57
Benchmark	-	-	-8.57	30.59	3.82	23.38	-16.48	6.09	6.18	17.76

GROWTH OF HYPOTHETICAL 10,000 CHF SINCE INCEPTION

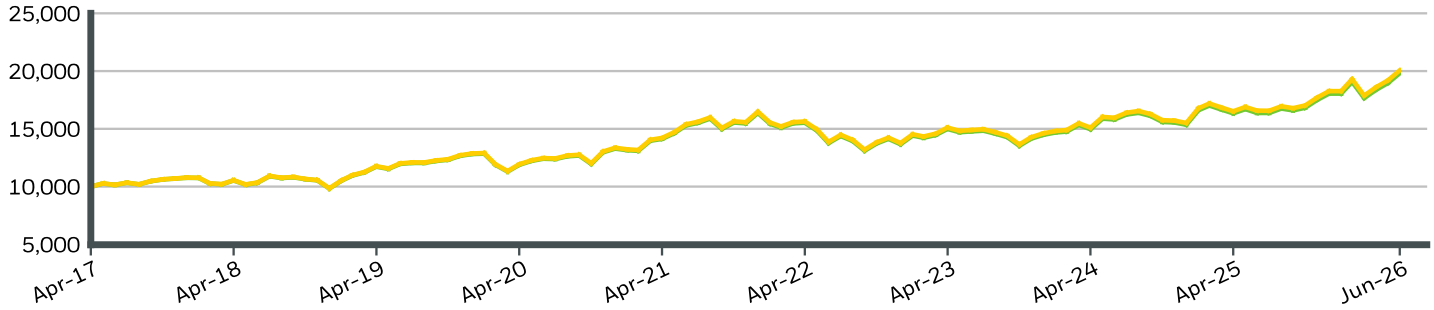

CUMULATIVE & ANNUALISED PERFORMANCE – PER CALENDAR YEAR

	CUMULATIVE (%)					ANNUALISED (% p.a.)		
	1m	3m	6m	YTD	1y	3y	5y	Since Inception
Share Class	4.47	12.20	9.80	9.80	21.06	10.28	5.33	8.14
Benchmark	4.48	12.22	9.86	9.86	21.05	10.43	5.46	8.29

The figures shown relate to past performance. Past performance is not a reliable indicator of current or future performance and should not be the sole factor of consideration when selecting a product or strategy. Share Class and Benchmark performance displayed in CHF, hedged share class benchmark performance is displayed in CHF. Performance is shown on a Net Asset Value (NAV) basis, with gross income reinvested where applicable. The return of your investment may increase or decrease as a result of currency fluctuations if your investment is made in a currency other than that used in the past performance calculation. **Source:** BlackRock

Share Class — iShares SPI Equity Index Fund (CH)Class D Swiss Franc

Benchmark — Switzerland SPI Index (CHF)

iShares SPI Equity Index Fund (CH)
Class D Swiss Franc
BlackRock Investment Funds Switzerland

iShares by BlackRock

Top 10 Holdings

NOVARTIS AG	12.87%
ROCHE PS PAR AG	12.45%
NESTLE SA	11.39%
ABB LTD	7.26%
UBS GROUP AG	6.54%
COMPAGNIE FINANCIERE RICHEMONT SA	5.34%
ZURICH INSURANCE GROUP AG	4.89%
HOLCIM LTD AG	2.07%
SWISS RE AG	2.04%
LONZA GROUP AG	2.04%
Total of Portfolio	**66.89%**

Holdings subject to change

SECTOR BREAKDOWN (%)

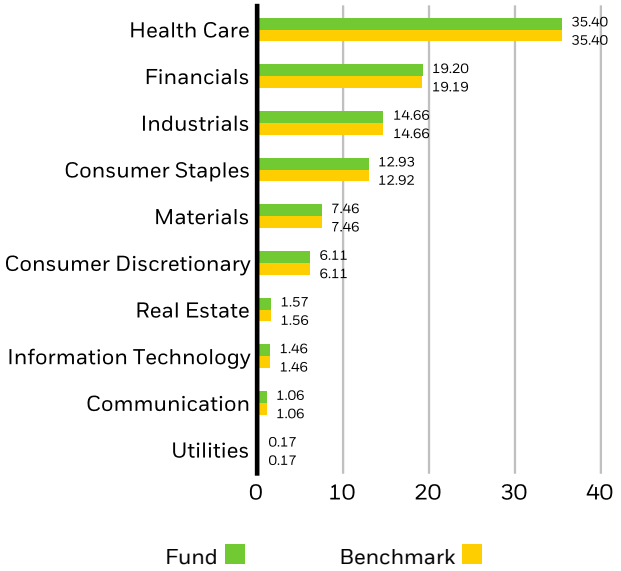

Negative weightings may result from specific circumstances (including timing differences between trade and settlement dates of securities purchased by the funds) and/or the use of certain financial instruments, including derivatives, which may be used to gain or reduce market exposure and/or risk management. Allocations are subject to change

iShares SPI Equity Index Fund (CH)
Class D Swiss Franc
BlackRock Investment Funds Switzerland

iShares by BlackRock

SUSTAINABILITY CHARACTERISTICS

Sustainability Characteristics provide investors with specific non-traditional metrics. Alongside other metrics and information, these enable investors to evaluate funds on certain environmental, social and governance characteristics. Sustainability Characteristics do not provide an indication of current or future performance nor do they represent the potential risk and reward profile of a fund. They are provided for transparency and for information purposes only. Sustainability Characteristics should not be considered solely or in isolation, but instead are one type of information that investors may wish to consider when assessing a fund.

The metrics are not indicative of how or whether ESG factors will be integrated into a fund. **Unless otherwise stated in fund documentation and included within a fund's investment objective, the metrics do not change a fund's investment objective or constrain the fund's investable universe, and there is no indication that an ESG or Impact focused investment strategy or exclusionary screens will be adopted by a fund.** For more information regarding a fund's investment strategy, please see the fund's prospectus.

MSCI ESG % Coverage	98.78%	**MSCI ESG Fund Rating (AAA-CCC)**	AA
MSCI ESG Quality Score - Peer Percentile	35.06%	**MSCI ESG Quality Score (0-10)**	8.39
Funds in Peer Group	231	**Fund Lipper Global Classification**	Equity Switzerland
MSCI Weighted Average Carbon Intensity % Coverage	98.69%	**MSCI Weighted Average Carbon Intensity (Tons CO2E/$M SALES)**	84.90
MSCI Implied Temperature Rise (0-3.0+ °C)	> 2.0° - 2.5° C	**MSCI Implied Temperature Rise % Coverage**	98.54%

All data is from MSCI ESG Fund Ratings as of **19-Jun-2026**, based on holdings as of **30-Apr-2026**. As such, the fund's sustainable characteristics may differ from MSCI ESG Fund Ratings from time to time.

To be included in MSCI ESG Fund Ratings, 65% (or 50% for bond funds and money market funds) of the fund's gross weight must come from securities with ESG coverage by MSCI ESG Research (certain cash positions and other asset types deemed not relevant for ESG analysis by MSCI are removed prior to calculating a fund's gross weight; the absolute values of short positions are included but treated as uncovered), the fund's holdings date must be less than one year old, and the fund must have at least ten securities.

IMPORTANT INFORMATION:
Certain information contained herein (the "Information") has been provided by MSCI ESG Research LLC, a RIA under the Investment Advisers Act of 1940, and may include data from its affiliates (including MSCI Inc. and its subsidiaries ("MSCI")), or third party suppliers (each an "Information Provider"), and it may not be reproduced or redisseminated in whole or in part without prior written permission. The Information has not been submitted to, nor received approval from, the US SEC or any other regulatory body. The Information may not be used to create any derivative works, or in connection with, nor does it constitute, an offer to buy or sell, or a promotion or recommendation of, any security, financial instrument or product or trading strategy, nor should it be taken as an indication or guarantee of any future performance, analysis, forecast or prediction. Some funds may be based on or linked to MSCI indexes, and MSCI may be compensated based on the fund's assets under management or other measures. MSCI has established an information barrier between equity index research and certain Information. None of the Information in and of itself can be used to determine which securities to buy or sell or when to buy or sell them. The Information is provided "as is" and the user of the Information assumes the entire risk of any use it may make or permit to be made of the Information. Neither MSCI ESG Research nor any Information Party makes any representations or express or implied warranties (which are expressly disclaimed), nor shall they incur liability for any errors or omissions in the Information, or for any damages related thereto. The foregoing shall not exclude or limit any liability that may not by applicable law be excluded or limited.

GLOSSARY

MSCI ESG Fund Rating (AAA-CCC): The MSCI ESG Rating is calculated as a direct mapping of ESG Quality Scores to letter rating categories (e.g. AAA = 8.6-10). The ESG Ratings range from leader (AAA, AA), average (A, BBB, BB) to laggard (B, CCC).

MSCI ESG Quality Score (0-10): The MSCI ESG Quality Score (0 - 10) for funds is calculated using the weighted average of the ESG scores of fund holdings. The Score also considers ESG Rating trend of holdings and the fund exposure to holdings in the laggard category. MSCI rates underlying holdings according to their exposure to industry specific ESG risks and their ability to manage those risks relative to peers.

Fund Lipper Global Classification: The fund peer group as defined by the Lipper Global Classification.

MSCI Weighted Average Carbon Intensity (Tons CO2E/$M SALES): Measures a fund's exposure to carbon intensive companies. This figure represents the estimated greenhouse gas emissions per $1 million in sales across the fund's holdings. This allows for comparisons between funds of different sizes.

MSCI Implied Temperature Rise (0-3.0+ °C): Implied Temperature Rise (ITR) is used to provide an indication of alignment to the temperature goal of the Paris Agreement for a company or a portfolio. ITR employs open source 1.55°C decarbonization pathways derived from the Network of Central Banks and Supervisors for Greening the Financial System (NGFS). These pathways can be regional and sector specific and set a net zero target of 2050. We make use of this feature for all GHG scopes. A net zero emissions economy is one that balances emissions and removals. Because the ITR metric is calculated in part by considering the potential for a company within the fund's portfolio to reduce its emissions over time, it is forward looking and prone to limitations. As a result, BlackRock publishes MSCI's ITR metric for its funds in temperature range bands. The bands help to underscore the underlying uncertainty in the calculations and the variability of the metric.

SFDR Classification: Article 8: Products that promote environmental or social characteristics and promote good governance practices. **Article 9:** Products that have sustainable investments as an objective and follow good governance practices. **Other:** Products that do not meet the criteria to be classified as Article 8 or 9.

Price to Earnings: A valuation ratio of a company's current share price compared to its per-share earnings in the current forecast year, calculated as current share price divided by current earnings per share.

MSCI ESG % Coverage: Percentage of the fund's holdings for which the MSCI ESG ratings data is available. The MSCI ESG Fund Rating, MSCI ESG Quality Score, and MSCI ESG Quality Score - Peer Percentile metrics are displayed for funds with at least 65% coverage.

MSCI ESG Quality Score - Peer Percentile: The fund's ESG Percentile compared to its Lipper peer group.

Funds in Peer Group: The number of funds from the relevant Lipper Global Classification peer group that are also in ESG coverage.

MSCI Weighted Average Carbon Intensity % Coverage: Percentage of the fund's holdings for which MSCI Carbon Intensity data is available. The MSCI Weighted Average Carbon Intensity metric is displayed for funds with any coverage. Funds with low coverage may not fully represent the fund's carbon characteristics given the lack of coverage.

MSCI Implied Temperature Rise % Coverage: Percentage of the fund's holdings for which MSCI Implied Temperature Rise data is available. The MSCI Implied Temperature Rise metric is displayed for funds with at least 65% coverage.

Price to Book Ratio: represents the ratio of the current closing price of the share to the latest quarter's book value per share.

IMPORTANT INFORMATION:

In the European Economic Area (EEA): this is Issued by BlackRock (Netherlands) B.V. is authorised and regulated by the Netherlands Authority for the Financial Markets. Registered office Amstelplein 1, 1096 HA, Amsterdam, Tel: 020 – 549 5200, Tel: 31-20-549-5200. Trade Register No. 17068311 For your protection telephone calls are usually recorded. For Ireland and only in relation to Per Se Professionals and/or Eligible Counterparties (i.e., Professional Investors), this may also be issued by BlackRock Investment Management (UK) Limited, authorised and regulated by the Financial Conduct Authority. Registered office: 12 Throgmorton Avenue, London, EC2N 2DL. Tel: + 44 (0)20 7743 3000. Registered in England and Wales No. 02020394. For your protection telephone calls are usually recorded. Please refer to the Financial Conduct Authority website for a list of authorised activities conducted by BlackRock.

In the UK and Non-European Economic Area (EEA) countries (excluding Switzerland),: this is Issued by BlackRock Investment Management (UK) Limited, authorised and regulated by the Financial Conduct Authority. Registered office: 12 Throgmorton Avenue, London, EC2N 2DL. Tel: + 44 (0)20 7743 3000. Registered in England and Wales No. 02020394. For your protection telephone calls are usually recorded. Please refer to the Financial Conduct Authority website for a list of authorised activities conducted by BlackRock.

For Switzerland: this is Issued by either BlackRock Investment Management (UK) Limited (or BlackRock (Netherlands) B.V.. BlackRock Investment Management (UK) Limited is authorised and regulated by the Financial Conduct Authority. Registered office: 12 Throgmorton Avenue, London, EC2N 2DL. Tel: + 44 (0)20 7743 3000. Registered in England and Wales No. 02020394. For your protection telephone calls are usually recorded. Please refer to the Financial Conduct Authority website for a list of authorised activities conducted by BlackRock. BlackRock (Netherlands) B.V. is authorised and regulated by the Netherlands Authority for the Financial Markets. Registered office Amstelplein 1, 1096 HA, Amsterdam, Tel: 020 – 549 5200, Tel: 31-20-549-5200. Trade Register No. 17068311 For your protection telephone calls are usually recorded.

BlackRock Investment Funds is an authorised unit trust scheme which is organised as an umbrella comprising separate funds with segregated liability (the "Funds"). The Funds are subject to the rules of the FCA as set out in the COLL Sourcebook. Key investor information documents ("KIIDs") for each unit class in each of the Funds are available from the Manager at www.blackrock.com. Investors should understand all characteristics of the funds objective before investing. Prospective investors should carefully review the prospectus for the Fund and should consider the risk discussion under "Risk Factors" prior to making an investment decision. Any investment decision with respect to the Fund must be made solely on the definitive and final version of the Fund's prospectus as at the date of the investment. Investors should understand all characteristics of the funds objective before investing, if applicable this includes sustainable disclosures and sustainable related characteristics of the fund as found in the prospectus, which can be found www.blackrock.com on the relevant product pages for where the fund is registered for sale. US Persons are not permitted to subscribe for units in the Funds. BlackRock and/or the Management Company may terminate marketing at any time. For information on investor rights and how to raise complaints please go to https://www.blackrock.com/corporate/compliance/investor-

IMPORTANT INFORMATION:

right available in in local language in registered jurisdictions.

This document is marketing material and will expire 12 months after issue

The BlackRock Investment Funds Switzerland (BIFS) are domiciled in Switzerland. The prospectus with integrated fund contract, the Packaged Retail and Insurance-based Investment Products Key Information Document (PRIIPs KID) or equivalent and the latest annual or semi-annual reports may be obtained free of charge from the fund management company, BlackRock Asset Management Schweiz AG, Bahnhofstrasse 39, CH-8001 Zurich. Investors should read the fund specific risks in the PRIIPs KID or equivalent and the Prospectus. © Barclays Bank 2025. All rights reserved. The sub-funds are not sponsored, endorsed, sold, or promoted by Barclays Capital, the investment banking division of Barclays Bank plc ("Barclays Capital"). With a distinctive business model, Barclays Capital provides corporates, financial institutions, governments, and supranational organisations with solutions to their financing and risk management needs. Barclays Capital does not make any representation regarding the advisability of the sub-funds or the advisability of investing in securities generally. Barclays Capital only relationship with BlackRock Advisors (UK) Limited (the "Licensee") is the licensing of the index which is determined, composed, and calculated by Barclays Capital without regard to the Licensee or the sub-funds. Barclays Capital has no obligation to take the needs of the Licensee or the Shareholders of the sub-funds into consideration in determining, composing, or calculating the Index. Barclays Capital has no obligation or liability in connection with administration, marketing or trading of the sub-funds.

Any research in this document has been procured and may have been acted on by BlackRock for its own purpose. The results of such research are being made available only incidentally. The views expressed do not constitute investment or any other advice and are subject to change. They do not necessarily reflect the views of any company in the BlackRock Group or any part thereof and no assurances are made as to their accuracy

This document is for information purposes only and does not constitute an offer or invitation to anyone to invest in any BlackRock funds and has not been prepared in connection with any such offer.

© 2026 BlackRock, Inc. All Rights reserved. BLACKROCK, BLACKROCK SOLUTIONS, and iSHARES are trademarks of BlackRock, Inc. or its affiliates All other trademarks are those of their respective owners