For Institutional investors only

GAM (CH) Swiss Sustainable Small & Mid Cap Equity C CHF Inc

Marketing Communication - Data as of 31.05.2026

NAV per share CHF 391.66

Fund description

Investment objective and overview

The fund aims to achieve long-term capital growth with investments in small and medium-sized Swiss enterprises that are able to optimise their value added through comprehensively sustainable business development. As part of the bottom-up approach, in addition to economic factors, there is a strong focus on sustainability aspects during stock picking. The fund is suitable for investors with a long-term investment horizon and a high degree of risk tolerance who aim to supplement their portfolio with sustainable Swiss small and mid caps.

Opportunities

The Fund invests in a broadly diversified equity universe and seeks opportunities for returns wherever they exist.
The Fund is actively managed.
The objective is to identify the potential investments that, in the Investment manager's opinion, are attractive and could generate positive opportunities for investors.

Risk factors

Capital at Risk: All financial investments involve an element of risk. Therefore, the value of the investment and the income from it will vary and the initial investment amount cannot be guaranteed.
Currency Risk - Non Base Currency Share Class: Non-base currency share classes may or may not be hedged to the base currency of the Fund. Changes in exchange rates will have an impact on the value of shares in the Fund which are not denominated in the base currency. Where hedging structures are in place, they aim to reduce but may not fully eliminate currency risk.
Equity: Investments in equities (directly or indirectly via derivatives) may be subject to fluctuations in value, and their values may be more volatile than those of other asset classes. Equities and equity-related securities (such as warrants and rights issues) can be affected by daily stock market movements.
Single Country Risk: Investment in companies of a single country may be subject to greater political, social, economic and tax risks and may be more volatile than investments in more broadly diversified funds. Local tax law may change retrospectively and without notice.
List Not Exhaustive: This list of risk factors is not exhaustive. Please refer to the relevant Fund's prospectus.

Fund performance (Net)

Performance in %

	Cumulative									Annualised		
	YTD	1M	3M	6M	1Y	2Y	3Y	5Y	Since launch	3Y	5Y	Since launch
Fund	6.36	5.25	2.48	9.75	12.37	5.48	10.57	5.02	325.20	3.41	0.99	9.46
Benchmark	5.41	2.84	-0.46	8.15	12.04	20.25	24.47	10.41	245.91	7.58	2.00	8.06

Rolling performance

May - May (%)	2021 - 2022	2022 - 2023	2023 - 2024	2024 - 2025	2025 - 2026
Fund	-11.29	7.07	4.82	-6.13	12.37
Benchmark	-11.11	-0.21	3.51	7.33	12.04

Performance - % Growth

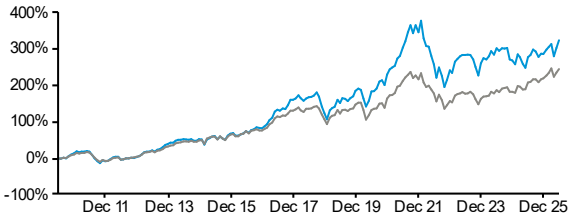

Fund statistics*

Statistic	Fund	Benchmark
Annualised standard deviation (%)	15.15	10.77
Beta	1.34	n.a.
Correlation	0.95	n.a.
Sharpe ratio**	0.17	0.61
Tracking error (%)	5.86	n.a.

* Computed over 3 years
**Risk free rate is Average CHF 1 Month Deposit Rate

Calendar year performance in %

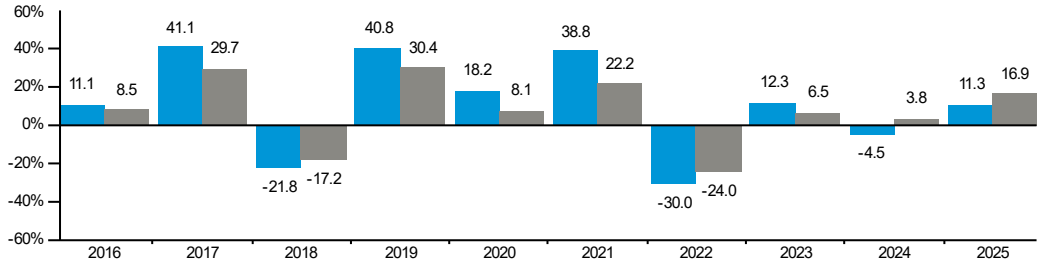

Risk profile

Lower risk — Higher risk
Typically lower rewards — Typically higher rewards

1 2 3 4 **5** 6 7

Fund facts

Fund management company: 1741 Fund Solutions AG
Investment management company: GAM Investment Management (Switzerland) AG
Fund managed by: Thomas Funk
Legal structure: FCP (CH) - Traditional
Domicile: Switzerland
Benchmark: Swiss Performance Index (SPI) Extra (Gross Dividend)
Inception date of the fund: 31.05.2010
Inception date of the class: 31.05.2010
Total fund assets: CHF 520.67 m
Base currency of the class: CHF
Base currency of the fund: CHF
Currency hedging: not hedged against base currency
Min investment of the class: CHF 500,000
Dealing day: Daily
Subscriptions (Cut off): Daily (15:00 CET)
Redemptions (Cut off): Daily (15:00 CET)
Annual fee: 0.75%
Please see the current fund prospectus for further details on fees and charges.
Ongoing charge: 0.77%, 31.12.2025
Issue spreads: 0.10%
Redemption spreads: 0.10%
ISIN: CH0112637639
Bloomberg: JBSWSCC SW
Valoren: 11263763
WKN: A1C0B1
Data sources: RIMES, Bloomberg

Contact details

1741 Fund Solutions AG
Burggraben 16,
9000 St. Gallen
Switzerland
Tel: +41 (0)58 4584800

Please note calls may be recorded.
For updates on this fund see www.gam.com. Access may be subject to certain restrictions.

Key to charts and tables:

Fund: GAM (CH) Swiss Sustainable Small & Mid Cap Equity C CHF Inc **Benchmark: Swiss Performance Index (SPI) Extra (Gross Dividend)**

Past performance is not an indicator of future performance and current or future trends. The performance values refer to the net asset value and are calculated without the commission and costs incurred on issue, redemption or swapping (e.g. transaction and custody costs of the investor). The fund does not include the security of capital which is characteristic of a deposit with a bank or building society. The indications are based on figures denominated in CHF. If this currency is different from the currency of the country in which the investor is resident, the return may increase or decrease as a result of currency fluctuations. Indices cannot be purchased directly.

Before subscribing, please read the prospectus and the KID/KIID which are available at www.gam.com or from your distributor.

With effect from 13.04.2026, the sub-fund name changed from GAM Swiss Sustainable Companies to GAM (CH) Swiss Sustainable Small & Mid Cap Equity.

Asset allocation

Top 10 holdings

Name	% of Fund
VAT Group AG	7.06
Galderma Group AG	6.51
SGS SA	4.78
Straumann Holding AG	4.51
Sandoz Group AG	3.95
Chocoladefabriken Lindt & Spruengli AG	3.82
Comet Holding AG	3.51
Sonova Holding AG	3.27
Inficon Holding AG	3.15
Bachem Holding AG	3.14
Total	**43.70**

Industry breakdown

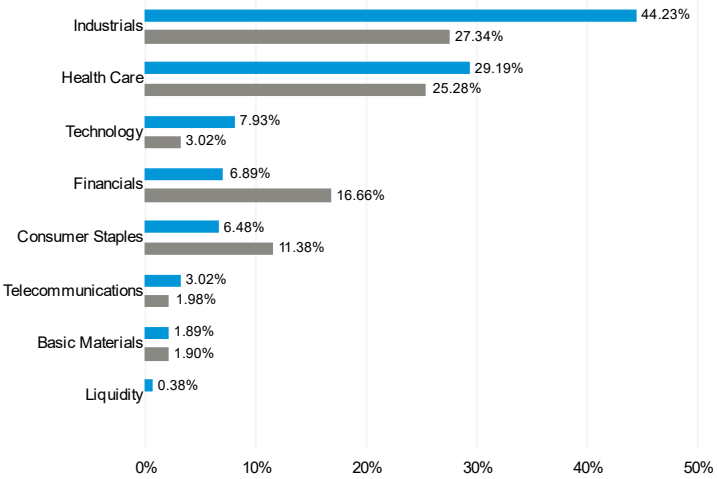

Key to charts and tables:

Fund: GAM (CH) Swiss Sustainable Small & Mid Cap Equity C CHF Inc **Benchmark: Swiss Performance Index (SPI) Extra (Gross Dividend)**

Allocations and holdings are subject to change. Past performance is not an indicator of future performance and current or future trends.

Glossary

Ongoing charge: the ongoing charge is a measure of the annual expenses incurred by a fund and is expressed as a percentage. It allows an accurate comparison of the costs of funds from different companies to be made.
Risk rating: The summary risk indicator is a combination of a market risk measure and credit risk measure. The market risk measure is based on an annualized volatility measure , calculated over the last 5 years of history if available. Where 5 years' performance history is not available the data is supplemented by proxy fund, benchmark data or a simulated historical series as appropriate. This profile is determined using historical data, as such may not be a reliable indication for the future risk profile. The credit risk measure is assessing credit and concentration risk within the portfolio. The indicators are not guaranteed and may shift over time. The lowest category does not mean 'risk free'.
Please visit www.gam.com/en/glossary for more glossary terms.

Important legal information

The information in this document is given for information purposes only and does not qualify as investment advice. No liability is assumed for the accuracy and completeness of the information. Opinions and assessments contained in this document may change and reflect the point of view of GAM in the current economic environment. This document is a mere advertisement and not an invitation to invest in any GAM product or strategy. Investments should only be made after a thorough reading of the current prospectus, the collective investment agreement (contractual funds), the articles of association/investment regulations/company agreement (corporate funds), the Key Information Document/Key Investor Information Document (KID/KIID, BIB or similar) and the current annual and semi-annual reports (the legal documents), as well as after consulting an independent finance and tax specialist. The legal documents can be obtained in hard copy and in German free of charge from the addresses indicated below. The value of the units and the return they generate can go down as well as up. They both are affected by market volatility and by fluctuations in exchange rates. GAM does not assume any liability for possible losses. **The performance of past values and returns is no indicator of their current or future development. The performance of values and returns does not include the fees and costs which may be charged when buying, selling and/or switching units. Allocations and holdings are subject to change.** The fund described here is an investment fund according to Swiss law (other funds for traditional investments) and is admitted for public distribution and offering exclusively in Switzerland. Particularly, the funds are not registered and, therefore, may not be offered for sale or be sold in the United States of America and their dependencies. Fund Management Company is 1741 Fund Solutions AG, Burggraben 16, 9000 St. Gallen. **In Switzerland**, this material is communicated by GAM Investment Management (Switzerland) AG, Hardstrasse 201, 8005 Zuerich, regulated by the Swiss Financial Market Supervisory Authority.