DWS Xtrackers

This factsheet is as at 29 May 2020 unless otherwise specified.
Past performance is not a reliable indicator of future results.

Xtrackers Switzerland UCITS ETF 1D

a sub fund of Xtrackers

At a glance

- Direct investment in Swiss equities
- Provides diversified exposure to the top 20 blue chip Swiss stocks

Solactive Swiss Large Cap Index (NTR)

The Swiss Large Cap index aims to reflect the performance of the following market:
- Swiss blue chip companies
- 20 largest and most liquid companies
- Weighted by free-float adjusted market capitalisation
- Quarterly index review, largest component is capped at 32.5%, all others at 17.5%

Additional information on the index, selection and weighting methodology is available at www.solactive.com

Fund information	
ISIN	LU0274221281
Share class currency	CHF
Fund Currency	CHF
Fund launch date	22 January 2007
Share class launch date	22 January 2007
Domicile	Luxembourg
Portfolio Methodology	Direct Replication
Sub-Portfolio Manager	DWS Investments UK Ltd
Investment Manager	DWS Investment GmbH
Custodian	State Street Bank International GmbH, Luxembourg Branch
All-in fee[1]	0.30% p.a.
Income treatment	Distribution
NAV per Share	CHF 105.79
Total Fund Assets	CHF 1.31 Billion
Total Shares Outstanding	9.19 Million
Annual security lending return[2]	0.0609%

[1] Please see additional information / glossary.
[2] Based on annual revenue from securities lending divided by average fund AuM over the past year or since the fund started securities lending (if less than one year ago)

Key Risks

- The Fund is not guaranteed and your investment is at risk. The value of your investment may go down as well as up.
- The value of an investment in shares will depend on a number of factors including, but not limited to, market and economic conditions, sector, geographical region and political events.
- The Fund is exposed to market movements in a single country or region which may be adversely affected by political or economic developments, government action or natural events that do not affect a fund investing in broader markets.

Cumulative performance figures

	1 Month	3 Months	6 Months	1 Year	3 Years	Annualised Volatility
Share Class	2.17%	2.67%	-3.40%	5.71%	18.82%	18.32%
Index	2.19%	2.72%	-3.30%	5.97%	19.63%	18.30%
Tracking Difference	-0.02%	-0.04%	-0.10%	-0.25%	-0.82%	-
Tracking Error	0.02%	0.06%	0.04%	0.03%	0.03%	-

Rolling performance figures

	5/15 - 5/16	5/16 - 5/17	5/17 - 5/18	5/18 - 5/19	5/19 - 5/20	Since launch
Share Class	-8.93%	12.14%	-4.13%	17.24%	5.71%	3.02%
Index	-	12.32%	-3.92%	17.51%	5.97%	-
Tracking Difference	-	-0.18%	-0.21%	-0.26%	-0.25%	-
Tracking Error	-	0.10%	0.02%	0.03%	0.03%	-

Calendar year performance figures

	YTD	2019	2018	2017	2016	2015
Share Class	-4.53%	29.27%	-7.58%	16.70%	-4.53%	0.49%
Index	-4.45%	29.55%	-7.37%	16.88%	-	-
Tracking Difference	-0.07%	-0.28%	-0.21%	-0.18%	-	-
Tracking Error	0.05%	0.02%	0.03%	0.10%	-	-

Historical Performance

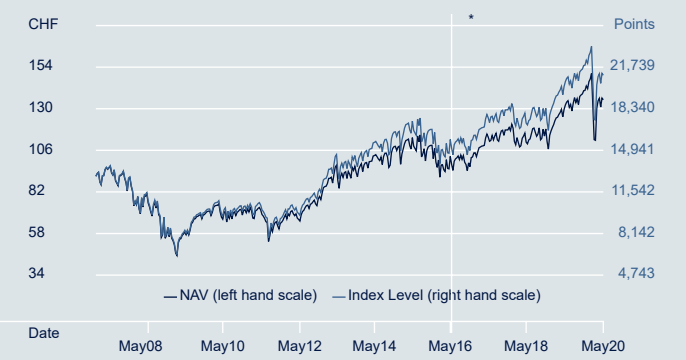

Source: DWS, Index Provider

***Restructuring event(s): 25 May 2016 to date** Index: Solactive Swiss Large Cap Index (NTR) | Performance shown: ETF NAV (CHF) vs index (CHF).
22 January 2007 to 25 May 2016 Index: SMI TR Gross Index | Performance shown: ETF NAV (CHF) vs index (CHF)

Index performance, Tracking Error and Tracking Difference calculations are reset on 25 May 2016.

Listing and trading information

Exchange	Bloomberg Ticker	Reuters RIC	Trading Currency	NSIN	Exchange Code (local)	Settlement
SIX Swiss Exchange	XSMI SW	XSMI.S	CHF	2825604	XSMI	t+2
Xetra	XSMI GY	XSMI.DE	EUR	DBX1SM	DBXS	t+2
Stuttgart Stock Exchange	XSMI GS	XSMI.SG	EUR	DBX1SM	DBXS	t+2
Italian Stock Exchange	XSMI IM	XSMI.MI	EUR	-	XSMI	t+2

DWS Xtrackers

This factsheet is as at 29 May 2020 unless otherwise specified.
Past performance is not a reliable indicator of future results.

Top 10 ETF constituents		
Issuer	ISIN	Weight
NESTLE SA ORD	CH0038863350	26.64%
ROCHE ORD	CH0012032048	17.61%
NOVARTIS ORD	CH0012005267	17.54%
ZURICH INSURANCE ORD	CH0011075394	4.33%
UBS GROUP AG	CH0244767585	3.53%
ABB ORD	CH0012221716	3.40%
LONZA GRP AG N ORD	CH0013841017	3.36%
ALCON INC ORD	CH0432492467	2.91%
CIE FINANCIERE RICHEMONT AG ZUG ORD	CH0210483332	2.78%
GIVAUDAN ORD	CH0010645932	2.60%

ETF Fundamentals	
ETF PE Ratio (Forward)	15.39
ETF PE Ratio (Trailing)	19.14
Number of Securities in the Fund	20

Source: DWS, 29 May 2020

Index information	
Bloomberg Symbol	SOLSWISS
Index Type	Total Return Net
Index Base Currency	CHF
Number of Index constituents	20
Index Rebalance Frequency	Quarterly

Source: Index Provider

Additional share classes available			
Share Class	ISIN	Income	AuM
1C	LU0943504760	Reinvestment	CHF 337.24 mn

Switzerland UCITS ETF

Source: DWS
Figures may not always add up to 100.00% due to rounding

ETF Composition by Countries

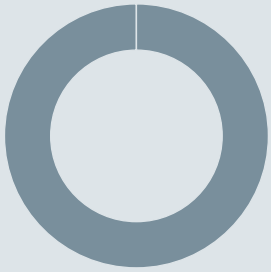

99.99% Switzerland
0.01% Cash & Derivatives

ETF Composition by Sectors

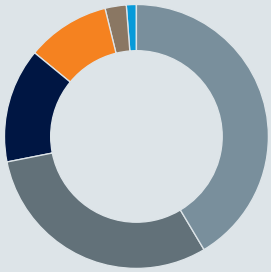

41.43% Health Care
30.47% Consumer Goods
14.04% Financials
10.23% Industrials
2.60% Basic Materials
1.22% Telecommunications
0.01% Cash & Derivatives

ETF Composition by Currencies

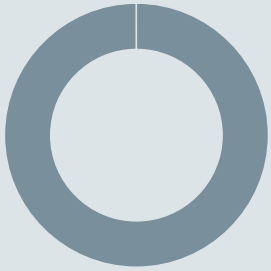

99.99% Swiss Franc
0.01% Cash & Derivatives

Further information on Xtrackers

DWS CH AG
Zweigniederlassung Zürich
Xtrackers Team
Hardstrasse 201
CH-8005 Zürich

Hotline: +44 (0)20 7547 1747
Website: www.Xtrackers.com
E-Mail: Xtrackers@dws.com

Additional information

A Glossary of Terms is available at Xtrackers.com.
ETF performance is shown on NAV basis, net of fees and index replication costs. ETF performance includes reinvested dividends. Index performance is calculated on a total return basis.On restructuring event dates, index values are re-based to match the index level of the previous index. Volatility is calculated since launch of the share class.

Disclaimer

The Sub-Fund described in this document was authorised as a foreign collective investment scheme by the Swiss Financial Market Supervisory Authority (Eidgenössische Finanzmarktaufsicht - FINMA) in accordance with Article 120 of the Swiss Federal Act of 23 June 2006 on Collective Investment Schemes (Bundesgesetz über kollektive Kapitalanlagen, “KAG”). The following document is intended as marketing communication. The information contained in this document does not constitute investment advice or investment recommendation. Complete information on the Sub-Fund including risks can be found in the prospectus in its prevailing version. This and the key investor information document (KIID) constitute the only binding sales documents for the Sub-Fund. Investors can obtain these documents, along with copies of the articles of association and the latest published annual and semi-annual reports from the Swiss Representative in German in printed form free of charge, or download them from etf.dws.com. The Representative in Switzerland is DWS CH AG , Hardstrasse 201, CH-8005 Zurich and the Paying Agent in Switzerland is Deutsche Bank (Suisse) SA, Place des Bergues 3, CH-1201 Geneva. Place of jurisdiction and performance is the registered office of the Representative in Switzerland. Due to its composition/the techniques employed by fund management, the Sub-Fund may exhibit increased volatility (fluctuations in value). The Sub-Fund described herein invests primarily in derivatives. Xtrackers® is a registered trademark of DWS.

All statements of opinion reflect the current assessment of DWS and are subject to change without notice. As explained in the relevant prospectus, distribution of the aforementioned Sub-Fund is subject to restrictions in certain jurisdictions. For this reason, the Sub-Fund mentioned herein may neither be offered nor sold in the USA, nor to, or for the account of, US persons or persons residing in the USA. This document and the information contained herein may only be distributed and published in jurisdictions in which such distribution and publication is permissible in accordance with applicable law in those jurisdictions. Direct or indirect distribution of this document is prohibited in the USA as well as to or for the account of US persons and persons residing in the USA. All prices shown here are provided for informational purposes only and do not serve as an indicator of trading prices. Past performance is not a reliable indication of future performance. The calculation of performance uses the BVI (Bundesverband Investment und Asset Management) method and therefore does not take the Upfront Sales Charge into account. Individual costs such as fees and other charges, which would have a negative impact on the performance, have not been taken into account. The Sub-Fund described in this document tracks the performance of the index included in its name. The Index Sponsor (“Index Sponsor”) or Licensor (“Licensor”) is not liable for errors in its index and is not obliged to provide information of such errors. The Index Name is a registered trademark of the Index Sponsor or Licensor. The Index Sponsor or Licensor of the index listed here makes no representations or warranties concerning the results obtained by using its index and/or index levels or in any other respects, on any given day.

© DWS Investments UK Limited, 2020. Authorised and regulated by the Financial Conduct Authority.

Index Disclaimer

The financial instrument is not sponsored, promoted, sold or supported in any other manner by Solactive AG nor does Solactive AG offer any express or implicit guarantee or assurance either with regard to the results of using the Index and/or Index trade mark or the Index Price at any time or in any other respect.