DWS Xtrackers

This factsheet is as at 29 January 2021 unless otherwise specified.
Past performance is not a reliable indicator of future results.

Xtrackers II Eurozone Government Bond 1-3 UCITS ETF 1C

a sub fund of Xtrackers II

At a glance

- Direct investment in Eurozone government bonds
- Investment grade bonds only
- Bonds with maturities between 1 and 3 years
- Reinvesting and distributing share class available

Markit iBoxx EUR Eurozone (DE ES FR IT NL) 1-3 Index

The Markit iBoxx Euro Sovereigns Eurozone 1-3 Index aims to reflect the performance of the following market:
- EUR-denominated bonds issued by governments of the Eurozone
- Bonds with maturities between 1 and 3 years
- Investment grade bonds only
- Minimum amount outstanding of EUR 1 billion per bond

Additional information on the Index and the general methodology behind the Markit iBoxx indices can be found on Markit iBoxx website (www.markit.com).

Fund information	
ISIN	LU0290356871
Share class currency	EUR
Fund Currency	EUR
Fund launch date	25 May 2007
Share class launch date	25 May 2007
Domicile	Luxembourg
Portfolio Methodology	Direct Replication
Sub-Portfolio Manager	DWS Investments UK Ltd
Investment Manager	DWS Investment GmbH
Custodian	State Street Bank International GmbH, Luxembourg Branch
All-in fee[1]	0.15% p.a.
Income treatment	Reinvestment
NAV per Share	EUR 168.39
Total Fund Assets	EUR 445.58 Million
Total Shares Outstanding	2.58 Million
Annual security lending return[2]	0.0053%

* ETF invests in all or in a representative sample of securities of the underlying index.
[1] Please see additional information / glossary.
[2] Based on annual revenue from securities lending divided by average fund AuM over the past year or since the fund started securities lending (if less than one year ago)

Key Risks

- The Fund is not guaranteed and your investment is at risk. The value of your investment may go down as well as up.
- The Fund is exposed to market movements in a single country or region which may be adversely affected by political or economic developments, government action or natural events that do not affect a fund investing in broader markets.
- Bonds are exposed to credit risk and interest rate risk. There is a risk that the bond issuer may be unable to pay interest or repay the bond principal, resulting in your investment suffering a loss. If interest rates rise, typically the value of the bond will fall, which could also affect the value of your investment.

Cumulative performance figures

	1 Month	3 Months	6 Months	1 Year	3 Years	Annualised Volatility
Share Class	-0.14%	-0.22%	-0.06%	-0.34%	-0.33%	1.24%
Index	-0.13%	-0.19%	0.01%	-0.21%	0.07%	1.22%
Tracking Difference	-0.01%	-0.04%	-0.07%	-0.14%	-0.41%	-
Tracking Error	0.01%	0.01%	0.01%	0.01%	0.01%	-

Historical Performance

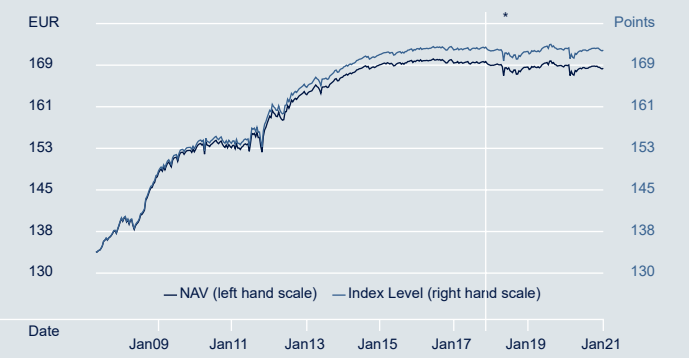

Source: DWS, Index Provider

Rolling performance figures

	1/16 - 1/17	1/17 - 1/18	1/18 - 1/19	1/19 - 1/20	1/20 - 1/21	Since launch
Share Class	-0.24%	-0.30%	-0.22%	0.23%	-0.34%	1.70%
Index	-	-	-0.09%	0.37%	-0.21%	-
Tracking Difference	-	-	-0.13%	-0.14%	-0.14%	-
Tracking Error	-	-	0.01%	0.01%	0.01%	-

Calendar Year Performance Figures as of 29 January 2021

	YTD	2020	2019	2018	2017	2016
Share Class	-0.14%	-0.09%	0.15%	-0.39%	-0.46%	0.17%
Index	-0.13%	0.04%	0.30%	-0.26%	-	-
Tracking Difference	-0.01%	-0.14%	-0.14%	-0.14%	-	-
Tracking Error	0.01%	0.01%	0.01%	0.02%	-	-

***Restructuring event(s): 30 November 2017 to date** Index: Markit iBoxx EUR Eurozone (DE ES FR IT NL) 1-3 Index | Performance shown: ETF NAV (EUR) vs index (EUR).
25 May 2007 to 30 November 2017 Index: iBoxx® Euro Sovereigns Eurozone 1-3 TR Index | Performance shown: ETF NAV (EUR) vs index (EUR)

Index performance, Tracking Error and Tracking Difference calculations are reset on 30 November 2017.

Listing and trading information

Exchange	Bloomberg Ticker	Reuters RIC	Trading Currency	NSIN	Exchange Code (local)	Settlement
Xetra	X13E GY	X13E.DE	EUR	DBX0AD	DBXP	t+2
BX Berne eXchange	X13E BW	X13E.BN	CHF	3220235	X13E	t+2
Italian Stock Exchange	X13E IM	X13E.MI	EUR	-	X13E	t+2

DWS Xtrackers

This factsheet is as at 29 January 2021 unless otherwise specified.
Past performance is not a reliable indicator of future results.

Top 10 ETF constituents		
Security	ISIN	Weight
Republic of France 3/23	FR0013283686	8.07%
Republic of France 5/22	FR0013219177	6.18%
Republic of France 2/22	FR0013398583	5.76%
SPAIN (KINGDOM OF) 23 0.0 4/23	ES0000012F84	4.40%
Kingdom of Spain 7/23	ES0000012B62	4.32%
Kingdom of Spain 4/22	ES00000128O1	4.22%
OBL 0 04/08/22	DE0001141752	4.15%
Republic of Germany 10/22	DE0001141760	3.94%
Kingdom of Spain 10/22	ES0000012A97	3.79%
Republic of Germany 10/23	DE0001141786	3.77%

ETF Fundamentals	
ETF Yield To Maturity	-0.54%
ETF Effective Duration	1.87
ETF Modified Duration	1.87
Number of Securities in the Fund	27

Source: DWS, 29 January 2021

Index information	
Bloomberg Symbol	IBXXEUZ1
Index Type	Total Return Gross
Index Base Currency	EUR
Index Rebalance Frequency	Monthly

Source: Index Provider

Additional share classes available			
Share Class	ISIN	Income	AuM
1D	LU0614173549	Distribution	EUR 10.41 mn

Eurozone Government Bond 1-3 UCITS ETF

Source: DWS; Moody's
Figures may not always add up to 100.00% due to rounding

ETF Composition by Countries

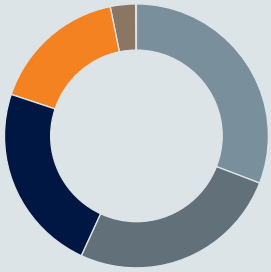

- 30.80% Italy
- 26.05% Germany
- 23.24% France
- 16.72% Spain
- 3.09% Netherlands
- 0.12% Cash, Money Market Instruments & Derivatives

ETF Composition by Maturities

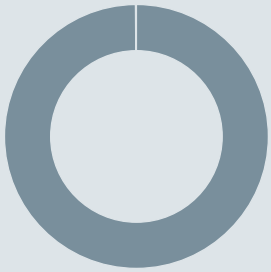

- 99.88% 1 - 3
- 0.12% Cash, Money Market Instruments & Derivatives

ETF Composition by Rating

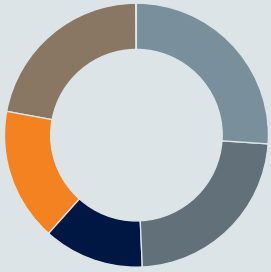

- 26.05% Aaa
- 23.24% Aa2
- 12.32% Baa1
- 16.28% Baa3
- 22.01% Unknown
- 0.12% Cash, Money Market Instruments & Derivatives

Further information on Xtrackers

DWS CH AG
Zweigniederlassung Zürich
Xtrackers Team
Hardstrasse 201
CH-8005 Zürich

Hotline: +44 (0)20 7547 1747
Website: www.Xtrackers.com
E-Mail: Xtrackers@dws.com

Additional information

A Glossary of Terms is available at Xtrackers.com.
ETF performance is shown on NAV basis, net of fees and index replication costs. Index performance is calculated on a total return basis.On restructuring event dates, index values are re-based to match the index level of the previous index. Volatility is calculated since launch of the share class.

Disclaimer

The Sub-Fund described in this document was authorised as a foreign collective investment scheme by the Swiss Financial Market Supervisory Authority (Eidgenössische Finanzmarktaufsicht - FINMA) in accordance with Article 120 of the Swiss Federal Act of 23 June 2006 on Collective Investment Schemes (Bundesgesetz über kollektive Kapitalanlagen, “KAG”). The following document is intended as marketing communication. The information contained in this document does not constitute investment advice or investment recommendation. Complete information on the Sub-Fund including risks can be found in the prospectus in its prevailing version. This and the key investor information document (KIID) constitute the only binding sales documents for the Sub-Fund. Investors can obtain these documents, along with copies of the articles of association and the latest published annual and semi-annual reports from the Swiss Representative in German in printed form free of charge, or download them from etf.deutscheam.com. The Representative in Switzerland is DWS CH AG , Hardstrasse 201, CH-8005 Zurich and the Paying Agent in Switzerland is Deutsche Bank (Suisse) SA, Place des Bergues 3, CH-1201 Geneva. Place of jurisdiction and performance is the registered office of the Representative in Switzerland. Xtrackers® is a registered trademark of DWS.

This document is intended for information purposes only and does not create any legally binding obligations on the part of DWS Group GmbH & Co. KGaA and/or its affiliates (DWS). This document has been prepared without consideration of the investment needs, objectives or financial circumstances of any investor. Without limitation, this document does not constitute an offer, an invitation to offer or a recommendation to enter into any transaction. Before making an investment decision, investors need to consider, with or without the assistance of an investment adviser, whether the investments and strategies described or provided by DWS are appropriate in light of their particular investment needs, objectives and financial circumstances. Information in this document has been obtained or derived from sources believed to be reliable and current. However, accuracy or completeness of the sources cannot be guaranteed. This document is not directed to, or intended for distribution to or use by, any person or entity who is a citizen or resident of or located in any locality, state, country or other jurisdiction, including the United States, where such distribution, publication, availability or use would be contrary to law or regulation or which would subject DWS to any registration or licensing requirement within such jurisdiction not currently met within such jurisdiction. Persons into whose possession this document may come are required to inform themselves of, and to observe, such restrictions. Xtrackers II is an undertaking for collective investment in transferable securities (UCITS) in accordance with the applicable laws and regulations and set up as open-ended investment company with variable capital and segregated liability amongst its respective compartments. Xtrackers II is incorporated in the Grand Duchy of Luxembourg, is registered with the Luxembourg Trade and Companies' Register under number B-124.284 and has its registered office at 49, avenue J.F. Kennedy, L-1855 Luxembourg. DWS Investment S.A. acts as the management company of Xtrackers II. Any investment decision in relation to a fund should be based solely on the latest version of the prospectus, the audited annual and, if more recent, un-audited semi-annual reports and the Key Investor Information Document (KIID), all of which are available in English upon request to DWS Investment S.A., 2, Boulevard Konrad Adenauer, L-1115 Luxembourg or on www.Xtrackers.com. **PAST PERFORMANCE IS NO GUARANTEE OF FUTURE RESULTS.**
© DWS Investments UK Limited, 2021. Authorised and regulated by the Financial Conduct Authority.

Index Disclaimer

The Index and the trademarks therein are the intellectual property of Markit Indices Limited and/or its licensors ("Markit"), used under license from Markit. The Fund is not sponsored, endorsed, sold or promoted by Markit. Markit has no liability with respect thereto, and makes no express or implied warranties or representations with respect to the accuracy, fitness for a particular purpose or results obtained by using the Index. The full disclaimer can be found in the Fund prospectus.