Lyxor SG Global Quality Income NTR UCITS ETF - Dist

FACTSHEET

Marketing Communication

31/12/2023

EQUITY

Key Information (Source: Amundi)

Net Asset Value (NAV) : **120.88 (EUR)**
NAV and AUM as of : **29/12/2023**
Assets Under Management (AUM) :
240.33 (million EUR)
ISIN code : **LU0832436512**
Replication type : **Synthetical**
Benchmark :
100% SG GLOBAL QUALITY INCOME INDEX (EUR - NET TOTAL RETURN)
Last coupon date : **12/12/2023**
Latest coupons : **5.5000 (EUR)**
Date of the first NAV : **25/09/2012**
First NAV : **100.00 (EUR)**

Objective and Investment Policy

The Lyxor SG Global Quality Income NTR UCITS ETF - Dist is a UCITS compliant exchange traded fund that aims to track the benchmark index SG Global Quality Income NTR.

Amundi ETFs are efficient investment vehicles listed on exchange that offer transparent, liquid and low-cost exposure to the underlying benchmarkindex.

Risk Indicator *(Source : Fund Admin)*

1 2 3 **4** 5 6 7

Lower Risk — Higher Risk

The risk indicator assumes you keep the product for 5 years.
The summary risk indicator is a guide to the level of risk of this product compared to other products. It shows how likely it is that the product will lose money because of movement in the markets or because we are not able to pay you.

« Technical net asset values may be calculated and published for any calendar day (excluding Saturdays and Sundays) that is neither a business day nor a transaction day. These technical net asset values are merely indicative and will not be the basis for purchasing, switching, redeeming and/or transferring shares."

Returns (Source: Fund Admin) - *Past performance does not predict future returns*

Performances from 30/12/2013 to 29/12/2023 (Source : Fund Admin)

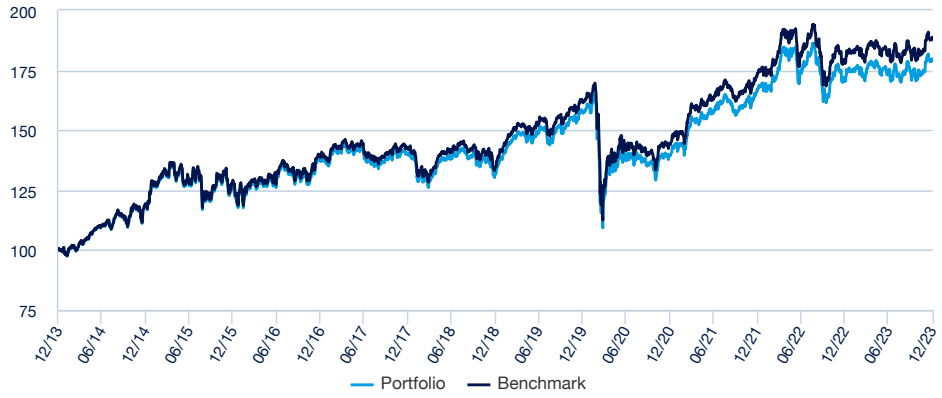

Risk indicators (Source: Fund Admin)

	1 year	3 years	Inception to date *
Portfolio volatility	9.14%	10.43%	12.55%
Benchmark volatility	9.13%	10.42%	12.54%
Ex-post Tracking Error	0.01%	0.01%	0.02%
Sharpe ratio	0.25	0.76	0.46

* Volatility is a statistical indicator that measures an asset's variations around its average value. For example, market variations of +/- 1.5% per day correspond to a volatility of 25% per year.
The Tracking Error indicator measures the performance's difference between the fund and the benchmark

Cumulative returns* (Source: Fund Admin)

	YTD	1 month	3 months	1 year	3 years	5 years	10 years
Since	30/12/2022	30/11/2023	29/09/2023	30/12/2022	31/12/2020	28/12/2018	31/12/2013
Portfolio	5.60%	2.07%	3.01%	5.60%	28.71%	37.01%	78.95%
Benchmark	6.21%	2.11%	3.14%	6.21%	30.79%	40.77%	87.94%
Spread	-0.61%	-0.04%	-0.14%	-0.61%	-2.08%	-3.76%	-9.00%

Calendar year performance* (Source: Fund Admin)

	2023	2022	2021	2020	2019	2018	2017	2016	2015	2014
Portfolio	5.60%	1.88%	19.63%	-11.03%	19.65%	-6.10%	2.08%	7.37%	8.02%	17.48%
Benchmark	6.21%	2.41%	20.25%	-10.53%	20.30%	-5.60%	2.54%	7.84%	8.44%	17.94%
Spread	-0.61%	-0.53%	-0.61%	-0.50%	-0.65%	-0.50%	-0.46%	-0.47%	-0.43%	-0.46%

Performances related to distributing ETF are calculated reinvesting dividends into the ETF performance

** Source : Amundi. The above cover complete periods of 12 months for each calendar year.* ***Past performance is no predictor of current and future results and does not guarantee future yield*** *. Any losses or gains do not take into consideration any costs, commissions and fees incurred by the investor in the issue and buyout of the shares (e.g. taxes, brokerage fees or other commissions deducted by the financial intermediary). If performance is calculated in a currency other than the euro, any losses or gains generated can thereby be affected by exchange rate fluctuations (both upward and downward). The discrepancy accounts for the performance difference between the portfolio and the index.*

Index Data (Source : Amundi)

Description of the Index

The index is built on the principle that dividends have historically dominated equity returns in the long run. Starting with a universe of global developed market equities with a minimum market cap of US$ 3bn, the equal-weighted index is designed to capture high quality companies (ex Financials), with a strong balance sheet, and a high and sustainable dividend yield.

Information (Source: Amundi)

Asset class : **Equity**
Exposure : **International**

Holdings : **75**

Top 10 benchmark holdings (source : Amundi)

	% of assets (Index)
HOLCIM LTD	1.51%
GENTING SINGAPORE LTD	1.51%
DARDEN RESTAURANTS	1.51%
TRANSURBAN GROUP	1.51%
SOUTHERN COPPER CORP	1.51%
RIO TINTO PLC (GBR)	1.50%
INTL BUSINESS MACHINES CORP	1.47%
IBERDROLA SA	1.46%
MONDI PLC	1.46%
KRAFT HEINZ CO/THE	1.45%
Total	**14.89%**

Geographical breakdown (Source: Amundi)

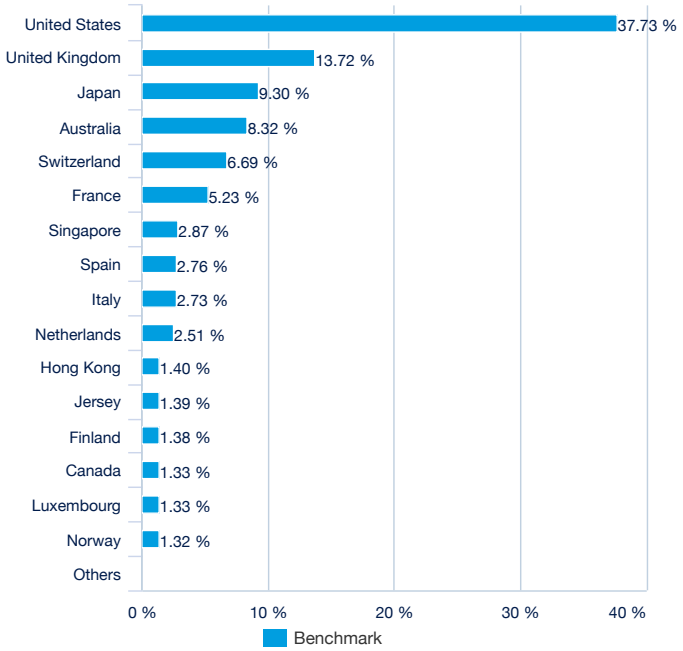

Benchmark Sector breakdown (source : Amundi)

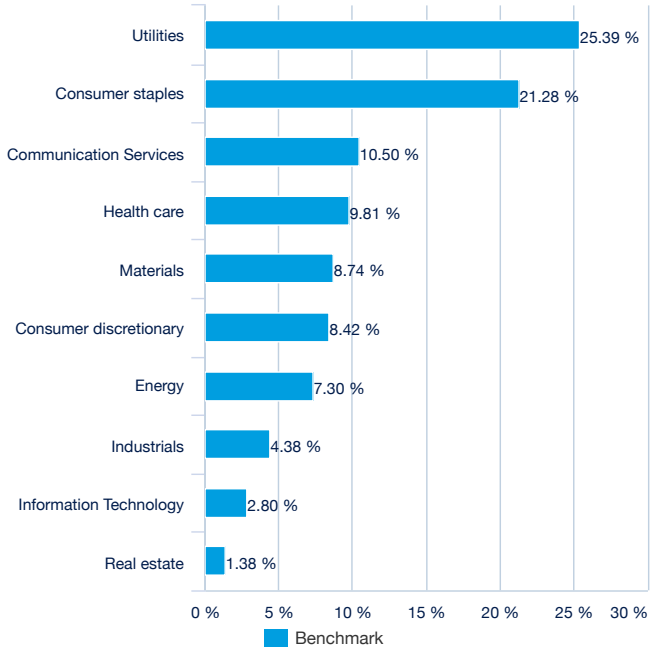

EQUITY

Principal characteristics (Source : Amundi)

Fund structure	SICAV under Luxembourg law
UCITS compliant	UCITS
Management Company	Amundi Asset Management
Administrator	SOCIETE GENERALE LUXEMBOURG
Custodian	SOCIETE GENERALE LUXEMBOURG
Independent auditor	PRICEWATERHOUSECOOPERS LUXEMBOURG
Share-class inception date	25/09/2012
Date of the first NAV	25/09/2012
Share-class reference currency	EUR
Classification	Not applicable
Type of shares	Distribution
ISIN code	LU0832436512
Minimum investment to the secondary market	1 Share(s)
Frequency of NAV calculation	Daily
Ongoing charges	0.45% (realized) - 26/09/2022
Minimum recommended investment period	5 years
Fiscal year end	-
Primary Market Maker	SOCIETE GENERALE / LANG & SCHWARZ

Listing data (source : Amundi)

Place	Hours	CCY	Mnemo	Bloomberg Ticker	Bloomberg iNAV	Reuters RIC	Reuters iNAV
Nyse Euronext Paris	9:00 - 17:30	EUR	SGQI	SGQI FP	LGQIIV	LYSGQI.PA	LGQIIV
Deutsche Börse	9:00 - 17:30	EUR	SGQI	LGQI GY	LGQIIV	LGQI.DE	LGQIIV
Six Swiss Exchange	9:00 - 17:30	USD	SGQI	LYQI SW	LYQIIV	LYQI.S	LYQIIV
London Stock Exchange	9:00 - 17:30	GBP	SGQI	SGQP LN	SGQPIV	SGQP.L	SGQPIV

Contact

ETF Sales contact

France & Luxembourg	+33 (0)1 76 32 65 76
Germany & Austria	+49 (0) 800 111 1928
Italy	+39 02 0065 2965
Switzerland (German)	+41 44 588 99 36
Switzerland (French)	+41 22 316 01 51
UNITED KINGDOM (Retail)	+44 (0) 20 7 074 9598
UNITED KINGDOM (Instit)	+44 (0) 800 260 5644
Netherlands	+31 20 794 04 79
Nordic countries	+46 8 5348 2271
Hong Kong	+65 64 39 93 50
Spain	+34 914 36 72 45

ETF Market Makers contact

BNP Paribas	+33 (0)1 40 14 60 01
Kepler Cheuvreux	+33 (0)1 53 65 35 25

Amundi contact

Amundi ETF
90 bd Pasteur
CS 21564
75 730 Paris Cedex 15 - France
Hotline : +33 (0)1 76 32 47 74
info@amundietf.com

ETF Capital Markets contact

Téléphone	+33 (0)1 76 32 19 93
Bloomberg IB Chat	Capital Markets Amundi ETF
	Capital Markets Amundi HK ETF

Index Providers

The Sub-Fund does not benefit in any manner whatsoever from the sponsorship, support or promotion and is not sold by Société Générale (the “Sponsor”). The Sponsor makes no warranty, whether express or implied, relating to (i) the merchantability or fitness for a particular purpose of the Index, and (ii) the results of the use of the Index or any data included therein. The Sponsor shall have no liability for any losses, damages, costs or expenses (including loss of profits) arising, directly or indirectly, from the use of the Index or any data included therein. The levels of the Index do not represent a valuation or a price for any product referencing such Index. The Sponsor gives no assurance regarding any modification or change in any methodology used in calculating the Index and is under no obligation to continue the calculation, publication and dissemination of the Index. The Sub-Fund is not in any way sponsored, endorsed or promoted by Solactive A.G. Solactive AG does not make any warranty or representation whatsoever express or implied, either as to the results to be obtained as to the use of the Index or the figure as which the Index stands at any particular day or otherwise. The Index is the sole and exclusive property of the Sponsor.

Important information

The Fund presents an unmeasurable risk of capital loss. Past performance in no way serves as either an indication of future results or a guarantee of future returns. For further information about the risks and before making any investment, refer to the Key Investor Information Document (KIID) and the prospectus for each fund, available in French on request or on the website: amundietf.fr The information contained in this document has been obtained from sources believed to be reliable. Amundi cannot, however, ensure that the information is accurate and reserves the right to amend the analyses presented above at any time. This document is of a non-contractual nature and in no way constitutes a recommendation, solicitation of an offer or an offer regarding a purchase, sale or exchange relating to the Fund described herein, and must under no circumstances be interpreted as such. The transparency policy and information on the composition of the funds' assets are available at amundietf.com. The indicative net asset value is published by the stock markets. Fund units purchased on the secondary market cannot generally be resold directly to the Fund. Investors must buy and sell units on a secondary market with the assistance of an intermediary (e.g. a broker) and may, in this case, have to pay charges. In addition, it is possible that investors may pay more than the current net asset value when they buy units and receive less than the current net asset value when they sell. Complete list of brokers and marketmakers available at : amundietf.com Financial intermediary fees apply. Amundi Suisse SA has been authorized in Switzerland as distributor of collective investment schemes. Amundi Suisse SA is distributing in Switzerland and from Switzerland the collective investment schemes managed by Amundi S.A. and /or Amundi Luxembourg. In this respect, Amundi Suisse SA informs investors that it collects, from Amundi S.A. and/ or Amundi Luxembourg, a compensation under article 34 al. 2bis in the Ordinance on collective investment schemes (Ordonnance sur les placements collectifs de capitaux, OPCC). This compensation can constitute a part of the management fees stated in the prospectus. Additional information regarding the existence, nature and calculation method for the compensation received by Amundi Suisse SA within the frame of its distribution activity in Switzerland or from Switzerland may be provided upon written request to Amundi Suisse SA 6-8 rue de Candolle 1205 Genève Suisse. This document is designed exclusively for qualified investors as set forth in the federal Law on Collective Investments (LPCC) and its implementing Ordinance. The Sub-Fund is not approved for distribution to non-qualified investors by the Swiss Financial Market Supervisory Authority ("FINMA"). The Key Investor Information Document (KIID), prospectus, regulations and annual/semi-annual reports may be obtained, free of charge, at the registered Suisse office, CACEIS (Switzerland) S.A., route de Signy 35, 1260 Nyon. In connection with the distribution in Switzerland, the place of execution and competent court are at the registered office of the representative CREDIT AGRICOLE (SUISSE) SA, 4 Quai Général-Guisan, 1204 Genève, acting as payment service for the Funds in Switzerland.

This document is designed exclusively for institutional, professional, qualified or sophisticated investors and distributors. It is not meant for the general public or private clients of any jurisdiction or those qualified as 'US Persons'. Approved investors in regard to the European Union are those which are defined as "Professional" investors in Directive 2004/39/EC of 21 April 2004 "MiFID" or, as the case may be, as defined under each local legislation and, insofar as the offer in Switzerland is concerned, "qualified investors" as set forth in the federal Law on Collective Investments (LPCC), the Ordinance on collective investments of 22 November 2006 (OPCC) and the FINMA 08/8 Circular regarding the legislation on collective investments of 20 November 2008. This document shall not, under any circumstance, be sent within the European Union to non "Professional" investors as defined by the MFI or under each local legislation, or in Switzerland to those investors which are not defined as "qualified investors" in the applicable law and regulations.