AMUNDI EURO STOXX 50 UCITS ETF DR - EUR

FACTSHEET

Marketing Communication

29/02/2024

EQUITY

Key Information (Source: Amundi)

Net Asset Value (NAV) : **121.03 (EUR)**
NAV and AUM as of : **29/02/2024**
Assets Under Management (AUM) :
2,455.73 (million EUR)
ISIN code : **LU1681047236**
Replication type : **Physical**
Benchmark : **100% EURO STOXX 50**

Objective and Investment Policy

This ETF seeks to replicate as closely as possible the performance of the EURO STOXX 50 index whether the trend is rising or falling.

Risk Indicator *(Source : Fund Admin)*

1 2 3 4 **5** 6 7

Lower Risk — Higher Risk

The risk indicator assumes you keep the product for 5 years.
The summary risk indicator is a guide to the level of risk of this product compared to other products. It shows how likely it is that the product will lose money because of movement in the markets or because we are not able to pay you.

Returns (Source: Fund Admin) - *Past performance does not predict future returns*

Performances from 03/03/2014 to 29/02/2024 (Source : Fund Admin)

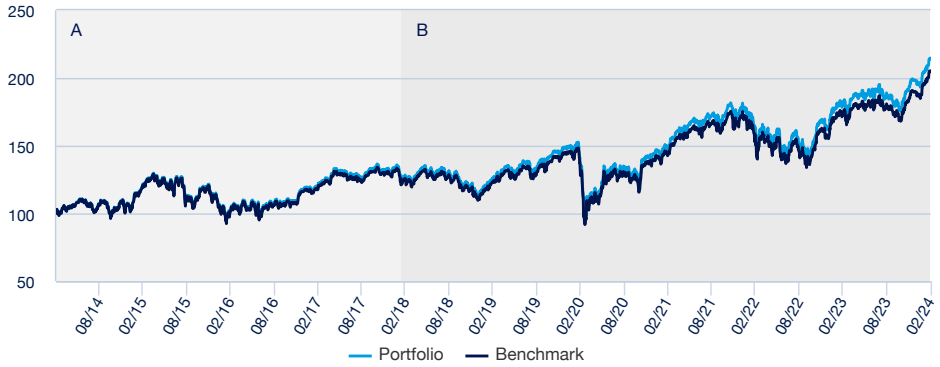

A : Based on the performance as from the launch date until the absorption date of the French Fund "AMUNDI ETF EURO STOXX 50 UCITS ETF DR" managed by Amundi Asset Management and absorbed by "AMUNDI EURO STOXX 50" on 14/02/2018.
B : Performance of the Sub-Fund since the date of its launch

Risk indicators (Source: Fund Admin)

	1 year	3 years	Inception to date *
Portfolio volatility	14.34%	16.54%	22.13%
Benchmark volatility	14.35%	16.55%	22.14%
Ex-post Tracking Error	0.15%	0.18%	0.16%
Sharpe ratio	1.15	0.74	0.26

* Volatility is a statistical indicator that measures an asset's variations around its average value. For example, market variations of +/- 1.5% per day correspond to a volatility of 25% per year.
The Tracking Error indicator measures the performance's difference between the fund and the benchmark

Cumulative returns* (Source: Fund Admin)

	YTD	1 month	3 months	1 year	3 years	5 years	Since
Since	29/12/2023	31/01/2024	30/11/2023	28/02/2023	26/02/2021	28/02/2019	16/09/2008
Portfolio	8.16%	5.05%	11.63%	18.53%	45.86%	69.84%	158.16%
Benchmark	8.12%	5.04%	11.59%	18.03%	43.84%	66.20%	142.15%
Spread	0.04%	0.00%	0.04%	0.50%	2.02%	3.65%	16.01%

Calendar year performance* (Source: Fund Admin)

	2023	2022	2021	2020	2019	2018	2017	2016	2015	2014
Portfolio	22.74%	-9.04%	23.93%	-2.93%	31.65%	-13.50%	9.56%	4.22%	6.88%	4.54%
Benchmark	22.23%	-9.49%	23.34%	-3.21%	31.00%	-13.90%	9.15%	3.72%	6.42%	4.01%
Spread	0.51%	0.44%	0.58%	0.27%	0.65%	0.40%	0.40%	0.51%	0.47%	0.53%

** Source : Amundi. The above cover complete periods of 12 months for each calendar year.* ***Past performance is no predictor of current and future results and does not guarantee future yield*** *. Any losses or gains do not take into consideration any costs, commissions and fees incurred by the investor in the issue and buyout of the shares (e.g. taxes, brokerage fees or other commissions deducted by the financial intermediary). If performance is calculated in a currency other than the euro, any losses or gains generated can thereby be affected by exchange rate fluctuations (both upward and downward). The discrepancy accounts for the performance difference between the portfolio and the index.*

AMUNDI EURO STOXX 50 UCITS ETF DR - EUR

FACTSHEET

Marketing Communication
29/02/2024

EQUITY

Meet the Team

Lionel Brafman

Head of the Index & Multistrategies team

Vincent Masson

Senior Portfolio Manager - Index & Multistrategies

Jerome Gueguen

Co-Portfolio Manager

Index Data (Source : Amundi)

Description of the Index

EURO STOXX® 50 Index is an equity index representative of the 50 leading securities of Eurozone developped countries (as defined in the index methodology).

Information (Source: Amundi)

Asset class : **Equity**
Exposure : **Eurozone**
Benchmark index currency : **EUR**

Holdings : **50**

Top 10 benchmark holdings (source : Amundi)

	% of assets (Index)
ASML HOLDING NV	10.11%
LVMH MOET HENNESSY LOUIS VUI	6.32%
SAP SE / XETRA	5.07%
TOTALENERGIES SE PARIS	4.13%
SIEMENS AG-REG	3.89%
SCHNEIDER ELECT SE	3.43%
L OREAL	3.13%
SANOFI	2.94%
ALLIANZ SE-REG	2.89%
AIR LIQUIDE SA	2.85%
Total	**44.76%**

Geographical breakdown (Source: Amundi)

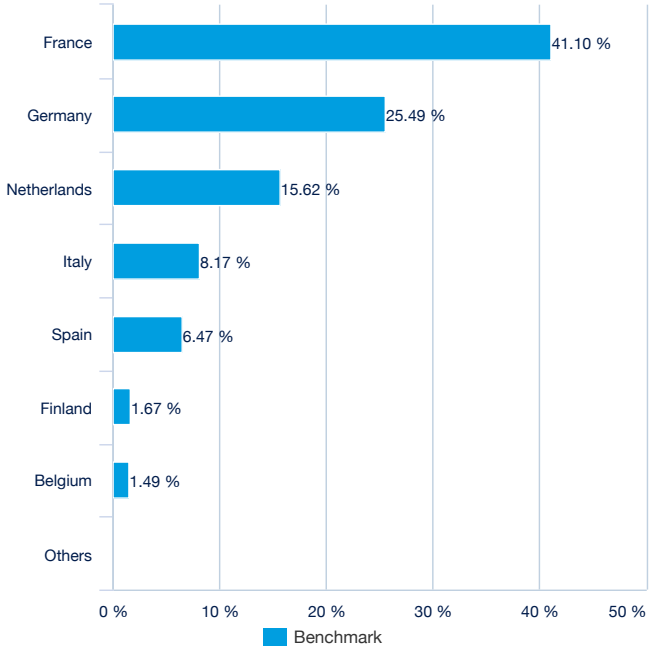

Benchmark Sector breakdown (source : Amundi)

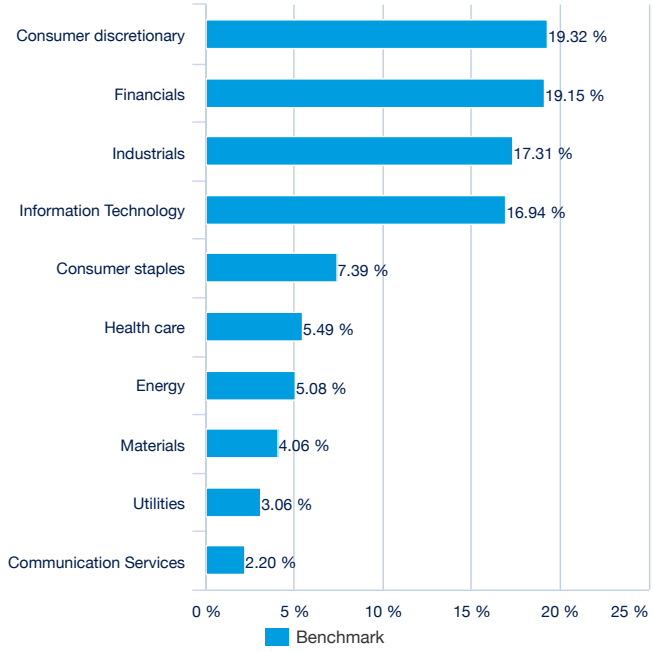

Principal characteristics (Source : Amundi)

Fund structure	SICAV under Luxembourg law
UCITS compliant	UCITS
Management Company	Amundi Luxembourg SA
Administrator	CACEIS Bank, Luxembourg Branch
Custodian	CACEIS Bank, Luxembourg Branch
Independent auditor	PRICEWATERHOUSECOOPERS LUXEMBOURG
Share-class inception date	14/02/2018
Date of the first NAV	16/09/2008
Share-class reference currency	EUR
Classification	-
Type of shares	Accumulation
ISIN code	LU1681047236
Minimum investment to the secondary market	1 Share(s)
Frequency of NAV calculation	Daily
Ongoing charges	0.15% (realized) - 08/02/2023
Minimum recommended investment period	5 years
Fiscal year end	December
Primary Market Maker	BNP Paribas

Listing data (source : Amundi)

Place	Hours	CCY	Mnemo	Bloomberg Ticker	Bloomberg iNAV	Reuters RIC	Reuters iNAV
Nyse Euronext Paris	9:05 - 17:35	EUR	C50	C50 FP	INC50	C50.PA	INC50INAV.PA
London Stock Exchange	-	GBX	MSED	MSED LN	-	MSED.L	-
Deutsche Börse	9:00 - 17:30	EUR	V50A	V50A GY	INC50	V50A.DE	INC50INAV.PA
Borsa Italiana	9:00 - 17:30	EUR	C50	C50 IM	INC50INAV.MI	C50.MI	.INC50
Six Swiss Exchange	9:00 - 17:30	EUR	C50	C50 SW	INC50INAV.S	C50.S	.INC50
BIVA	-	EUR	C50N	C50N MM	-	-	-

Contact

ETF Sales contact

France & Luxembourg	+33 (0)1 76 32 65 76
Germany & Austria	+49 (0) 800 111 1928
Italy	+39 02 0065 2965
Switzerland (German)	+41 44 588 99 36
Switzerland (French)	+41 22 316 01 51
UNITED KINGDOM (Retail)	+44 (0) 20 7 074 9598
UNITED KINGDOM (Instit)	+44 (0) 800 260 5644
Netherlands	+31 20 794 04 79
Nordic countries	+46 8 5348 2271
Hong Kong	+65 64 39 93 50
Spain	+34 914 36 72 45

ETF Capital Markets contact

Téléphone	+33 (0)1 76 32 19 93
Bloomberg IB Chat	Capital Markets Amundi ETF Capital Markets Amundi HK ETF

ETF Market Makers contact

BNP Paribas	+33 (0)1 40 14 60 01
Kepler Cheuvreux	+33 (0)1 53 65 35 25

Amundi contact

Amundi ETF
90 bd Pasteur
CS 21564
75 730 Paris Cedex 15 - France
Hotline : +33 (0)1 76 32 47 74
info@amundietf.com

Index Providers

STOXX and its licensors (the “Licensors”) have no relationship to the Amundi Asset Management, other than the licensing of the EURO STOXX 50® and the related trademarks for use in connection with the AMUNDI EURO STOXX 50.
STOXX and its Licensors do not:
Sponsor, endorse, sell or promote the AMUNDI EURO STOXX 50.
Recommend that any person invest in the AMUNDI EURO STOXX 50 or any other securities.
* Have any responsibility or liability for or make any decisions about the timing, amount or pricing of AMUNDI EURO STOXX 50.
* Have any responsibility or liability for the administration, management or marketing of the AMUNDI EURO STOXX 50.
* Consider the needs of the AMUNDI EURO STOXX 50 or the owners of the AMUNDI EURO STOXX 50 in determining, composing or calculating the EURO STOXX 50 or have any obligation to do so.
STOXX and its Licensors will not have any liability in connection with the AMUNDI EURO STOXX 50. Specifically,
* STOXX and its Licensors do not make any warranty, express or implied and disclaim any and all warranty about:
- The results to be obtained by the AMUNDI EURO STOXX 50, the owner of the AMUNDI EURO STOXX 50 or any other person in connection with the use of the EURO STOXX 50 and the data included in the EURO STOXX 50®;
- The accuracy or completeness of the EURO STOXX 50 and its data;
- The merchantability and the fitness for a particular purpose or use of the EURO STOXX 50® and its data;
* STOXX and its Licensors will have no liability for any errors, omissions or interruptions in the EURO STOXX 50® or its data;
* Under no circumstances will STOXX or its Licensors be liable for any lost profits or indirect, punitive, special or consequential damages or losses, even if STOXX or its Licensors knows that they might occur.
The licensing agreement between the Amundi Asset Management and STOXX is solely for their benefit and not for the benefit of the owners of the AMUNDI EURO STOXX 50 or any other third parties.

Important information

The Sub-Fund has been authorised for distribution to non-qualified investors in or from Switzerland by FINMA. Representative : CACEIS Bank, Paris, Branch of Nyon/Swiss, 35 route de Signy, 1260 Nyon, Switzerland (in the past “CACEIS Bank Luxembourg, Luxembourg, Branch of Nyon”, Switzerland. Paying agent: CA Indosuez (Suisse) S.A., 4 quai General Guisan, 1204 Geneva. Subscriptions in the Sub-Funds will only be accepted on the basis of the SICAV’s latest prospectus and Key Investor Information Document (KIID), its latest annual and semi-annual reports and its articles of incorporation that may be obtained, free of charge, at the registered office of the Swiss Representative. Past performance is not a guarantee or a reliable indicator for current or future performance and returns. The performance data do not take account of the commissions and costs incurred on the issue and redemption of units. The date of the data in this document is that indicated at the top of the document, unless otherwise stated.

This document is designed exclusively for institutional, professional, qualified or sophisticated investors and distributors. It is not meant for the general public or private clients of any jurisdiction or those qualified as 'US Persons'. Approved investors in regard to the European Union are those which are defined as "Professional" investors in Directive 2004/39/EC of 21 April 2004 "MiFID" or, as the case may be, as defined under each local legislation and, insofar as the offer in Switzerland is concerned, "qualified investors" as set forth in the federal Law on Collective Investments (LPCC), the Ordinance on collective investments of 22 November 2006 (OPCC) and the FINMA 08/8 Circular regarding the legislation on collective investments of 20 November 2008. This document shall not, under any circumstance, be sent within the European Union to non "Professional" investors as defined by the MFI or under each local legislation, or in Switzerland to those investors which are not defined as "qualified investors" in the applicable law and regulations.