

# Invesco EQQQ NASDAQ-100 UCITS ETF Dist

As of 31 January 2021

This marketing document is directed to Professional Clients, Financial Advisers, Institutional Investors, Accredited Investors, Qualified Investors and Qualified Clients/ Sophisticated Investors, as specified in the important information section, and is not for consumer use.



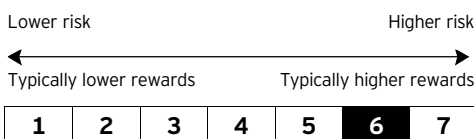
## Fund objective

The Invesco EQQQ NASDAQ-100 UCITS ETF aims to provide the performance of the NASDAQ-100 Notional Net Total Return Index, less fees.

## ETF information

Fund launch date	02 December 2002
Share class launch date	02 December 2002
Ongoing charge	0.30% p.a.
Fund base currency	USD
Share class currency	USD
Currency hedged	No
Index	NASDAQ-100 Notional Net Total Return Index
Index currency	USD
Index Bloomberg ticker	XNDXNNR
Replication method	Physical
UCITS compliant	Yes
Umbrella fund	Invesco Markets III plc
Investment manager	Invesco Capital Management LLC
Domicile	Ireland
UK reporting status	Yes
ISA eligible	Yes
SIPP eligible	Yes
Dividend treatment	Distributing
Dividend schedule	Quarterly
ISIN code	IE0032077012
WKN	801498
VALOR	1527010
SEDOL	B02V055
Fund size	USD 5,483.75m
NAV per share	USD 316.23
Shares in issue	14,273,861
Distribution yield	0.39%

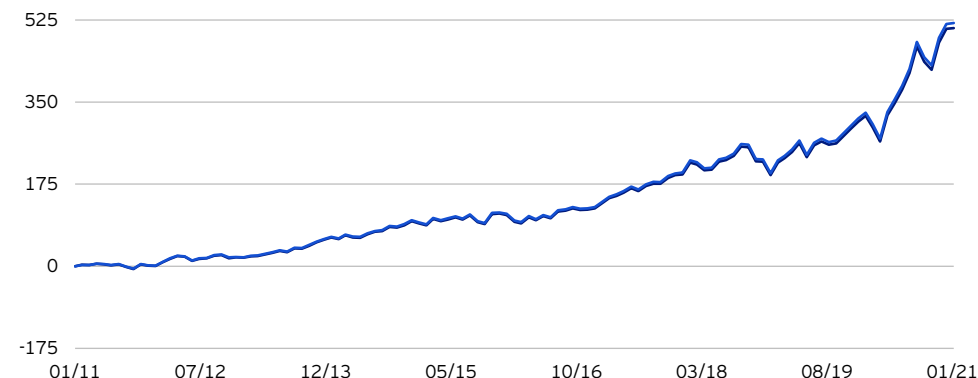
## Risk and reward profile



Where 1 is lower risk and potentially lower return and 7 is higher risk and potentially higher return.

## Indexed performance, % growth over the last 10 years

- Invesco EQQQ NASDAQ-100 UCITS ETF Dist
- NASDAQ-100 Notional Net Total Return Index



## Cumulative performance as at 31 January 2021

Performance (%)	3M	1Y	3Y	5Y	Fund inception
ETF	17.04	44.42	89.23	211.83	1155.18
Index <sup>1</sup>	17.08	44.62	89.92	213.60	1188.53

## Calendar year performance

	2020	2019	2018	2017	2016
ETF	48.25	38.81	-0.42	32.39	6.77
Index <sup>1</sup>	48.48	38.99	-0.29	32.53	6.84

## Standardised rolling 12 month performance

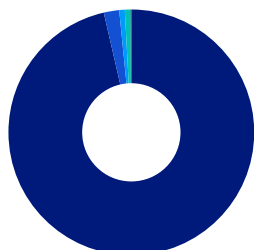
	31.01.20	31.01.19	31.01.18	31.01.17	31.01.16
ETF	44.42	31.01	-0.01	36.76	20.55
Index <sup>1</sup>	44.62	31.15	0.13	36.87	20.64

**Past performance is not a guide to future returns.** Source: Invesco, Bloomberg L.P., FactSet. ETF performance shown is calculated with reference to the Net Asset Value, inclusive of net reinvested income and net of ongoing charges and portfolio transaction costs, in USD. The figures do not reflect the actual share price, the impact of the bid/offer spread or broker commissions. ETF NAV performance differs from that of the index due to the ongoing charges and portfolio transaction costs and due to the fact that the ETF does not necessarily always hold all the securities in the index in their respective weighting. This ETF does not charge an entry fee. For share classes with fewer than five 12 month periods since launch, performance data does not exist for some of the periods covered in the standardised 12 month performance table.

<sup>1</sup>The NASDAQ-100 Index includes 100 of the largest US and international non-financial securities listed on The NASDAQ Stock Market® (NASDAQ®) based on market capitalisation. The index reflects companies across major industry groups including computer hardware and software, telecommunications, retail/wholesale trade and biotechnology. It does not contain securities of financial companies including investment companies. On 5 April 2011, NASDAQ OMX announced that the NASDAQ-100 Index would undergo a Special Rebalance in order to bring the weights of the index securities closer in line with their actual market capitalisations.

Top ETF holdings (%) (Total holdings: 103)	
Name	Weight
Apple	12.16
Microsoft	9.51
Amazon	8.72
Tesla	5.05
Facebook 'A'	3.37
Alphabet 'C'	3.28
Alphabet 'A'	2.98
Nvidia	2.65
PayPal	2.26
Netflix	1.94

#### Geographic allocation (%)

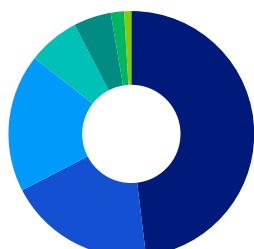


United States	96.39
China	2.03
Argentina	0.73
Netherlands	0.70
Israel	0.15

The Geographic allocation may not total 100%, as only the top 10 largest geographic allocations are being illustrated.

Source: Invesco, as at **31 Jan 2021**

#### Sector allocation (%)



Information technology	48.10
Consumer discretionary	19.32
Communication services	18.16
Health care	6.79
Consumer staples	4.93
Industrials	1.75
Utilities	0.95

Source: Invesco, as at **31 Jan 2021**

Please see [etf.invesco.com](http://etf.invesco.com) for ETF holdings information. Holdings are subject to change.

#### Investment risk

The value of investments, and any income from them, will fluctuate. This may partly be the result of changes in exchange rates. Investors may not get back the full amount invested.

#### Important information

This marketing document contains information that is for discussion purposes only, and is intended only for Professional Clients in the UK and Ireland and Professional Clients and Financial Advisers in Austria, Finland, France, Germany, Italy, Liechtenstein, Luxembourg, the Netherlands, Norway, Portugal, Spain, Sweden and Qualified Investors in Switzerland and Qualified Clients/ Sophisticated Investors in Israel, in Hong Kong for Professional Investors and in Singapore for Institutional/Accredited Investors only. Marketing materials may only be distributed in other jurisdictions in compliance with private placement rules and local regulations.

By accepting this document, you consent to communicating with us in English, unless you inform us otherwise.

All investment decisions must be based only on the most up to date legal offering documents. The legal offering documents (fund and share class specific Key Investor Information Document (KIID), prospectus, annual & semi-annual reports, articles) are available free of charge on our website [etf.invesco.com](http://etf.invesco.com) and from the issuers or relevant information agent.

This document is marketing material and is not intended as a recommendation to buy or sell any particular asset class, security or strategy. Regulatory requirements that require impartiality of investment/investment strategy recommendations are therefore not applicable nor are any prohibitions to trade before publication.

This document should not be considered financial advice. Persons interested in acquiring the product should inform themselves as to (i) the legal requirements in the countries of their nationality, residence, ordinary residence or domicile; (ii) any foreign exchange controls and (iii) any relevant tax consequences.

Any calculations and charts set out herein are indicative only, make certain assumptions and no guarantee is given that future performance or results will reflect the information herein. For details on fees and other charges, please consult the prospectus, the KIID and the supplement of each product.

Please note there is no guarantee the targets will be achieved.

UCITS ETF's units / shares purchased on the secondary market cannot usually be sold directly back to UCITS ETF. Investors must buy and sell units / shares on a secondary market with the assistance of an intermediary (e.g. a stockbroker) and may incur fees for doing so. In addition, investors may pay more than the current net asset value when buying units / shares and may receive less than the current net asset value when selling them.

NASDAQ® and NASDAQ-100 IndexSM are trade/service marks of The Nasdaq Stock Market, Inc. (which with its affiliates is referred to as the "Corporations") and are licensed for use by Invesco. The Product(s) have not been passed on by the Corporations as to their legality or suitability. The Product(s) are not issued, endorsed, sold, or promoted by the Corporations. THE CORPORATIONS MAKE NO WARRANTIES AND BEAR NO LIABILITY WITH RESPECT TO THE PRODUCT(S).

For the full objectives and investment policy please consult the current prospectus.

German investors may obtain the offering documents free of charge in paper or electronic form from the issuer or from the German information agent (Marcard, Stein & Co AG, Ballindamm 36, 20095 Hamburg, Germany).

No action has been taken or will be taken in Israel that would permit a public offering of the Fund or distribution of this document to the public in Israel. This Fund has not been approved by the Israel Securities Authority (the ISA). Accordingly, the Fund shall only be sold in Israel to an investor of the type listed in the First Schedule to the Israeli Securities Law, 1968, which has confirmed in writing that it falls within one of the categories listed therein (accompanied by external confirmation where this is required under ISA guidelines), that it is aware of the implications of being considered such an investor and consents thereto, and further that the Fund is being purchased for its own account and not for the purpose of re-sale or distribution. This document may not be reproduced or used for any other purpose, nor be furnished to any other person other than those to whom copies have been sent. Nothing in this document should be considered investment advice or investment marketing as defined in the Regulation of Investment Advice, Investment Marketing and Portfolio Management Law, 1995 ("the Investment Advice Law"). Investors are encouraged to seek competent investment advice from a locally licensed investment advisor prior to making any investment. Neither Invesco Ltd. Nor its subsidiaries are licensed under the Investment Advice Law, nor does it carry the insurance as required of a licensee thereunder. This document does not constitute an offer to sell or solicitation of an offer to buy any securities or fund units other than the fund offered hereby, nor does it constitute an offer to sell to or solicitation of an offer to buy from any person or persons in any state or other jurisdiction in which such offer or solicitation would be unlawful, or in which the person making such offer or solicitation is not qualified to do so, or to a person or persons to whom it is unlawful to make such offer or solicitation.

The publication of the supplement in Italy does not imply any judgment by CONSOB on an investment in a product. The list of products listed in Italy, and the offering documents for and the supplement of each product are available: (i) at [etf.invesco.com](http://etf.invesco.com) (along with the audited annual report and the unaudited half-year reports); and (ii) on the website of the Italian Stock Exchange [borsaitaliana.it](http://borsaitaliana.it).

The representative for the sub-funds of Invesco Markets III plc in Switzerland is Invesco Asset Management (Schweiz) AG, Talacker 34, 8001 Zurich. The representative for the sub-funds of Invesco Markets plc, Invesco Markets II plc, and PIMCO Fixed Income Source ETFs plc in Switzerland, and the paying agent for the sub-funds across all of these platforms, is BNP Paribas Securities Services, Paris, succursale de Zurich, Selnaustrasse 16, 8002 Zurich, Switzerland. The offering documents, articles of incorporation and annual and semi-annual reports may be obtained free of charge from the relevant representative in Switzerland. The ETFs are domiciled in Ireland.

This document has been communicated in the UK, Ireland, Luxembourg, France, Netherlands, Germany, Austria, Liechtenstein, Italy, Norway, Portugal, Spain, Finland, Sweden by Invesco Investment Management Limited, Central Quay, Riverside IV, Sir John Rogerson's Quay, Dublin 2, Ireland, in Switzerland by Invesco Asset Management (Schweiz) AG, Talacker 34, 8001 Zurich, Switzerland, in Israel by Invesco Asset Management Limited, Perpetual Park, Perpetual Park Drive, Henley-on-Thames, Oxfordshire RG9 1HH, UK. Authorised and regulated by the Financial Conduct Authority.

This document is distributed, circulated or issued to professional investors (as defined in the Hong Kong Securities and Futures Ordinance (the "SFO") and any rules made under the SFO or as otherwise permitted by the SFO only in Hong Kong. This document is issued in Hong Kong by Invesco Hong Kong Limited 景順投資管理有限公司, 41/F, Champion Tower, Three Garden Road, Central, Hong Kong.

This document is provided to Institutional, Accredited and such other Investors in Singapore as specified below. The fund(s) as mentioned in this document (where applicable) (the "Fund") is a restricted foreign scheme in Singapore. The Fund is not authorized or recognized by the Monetary Authority of Singapore (the "MAS") and the Interests of the Fund are not allowed to be offered to the retail public in Singapore. Each of the information memorandum of the Fund and any other document issued as part of the same is not a prospectus as defined in the securities and Futures Act (the "SFA"). Accordingly, statutory liability under the SFA in relation to the content of prospectuses does not apply. You should consider carefully whether the investment is suitable for you. This document may not be circulated or distributed, nor may the Interests of the Fund be offered or sold, or be made the subject of an invitation for subscription or purchase, whether directly or indirectly, to persons in Singapore other than (i) to an institutional investor under Section 304 of the SFA, (ii) to a relevant person pursuant to Section 305(1) of the SFA, (iii) to any person who meets the requirements of an offer made pursuant to Section 305(2) of the SFA, or (iv) pursuant to, and in accordance with the conditions of, any other applicable provision of the SFA. As the Fund is not denominated in Singapore dollars, eligible investors must be aware of their exposure to foreign currency exchange risk. This document is issued in Singapore by Invesco Asset Management Singapore Ltd, 9 Raffles Place, #18-01 Republic Plaza, Singapore 048619.