DWS Xtrackers

This factsheet is as at 26 February 2021 unless otherwise specified.
Past performance is not a reliable indicator of future results.

Xtrackers ESG USD Emerging Markets Bond Quality Weighted UCITS ETF 2D - EUR Hedged

a sub fund of Xtrackers (IE) Plc

At a glance

- Direct investment in USD denominated emerging makret government bonds
- Broadly diversified across 40 EM countries with a minimum rating of B
- Index has a quality weighting: country weighting based on economic fundamental data and MSCI Government ESG Ratings
- EUR Hedged

iBoxx MSCI ESG USD Emerging Markets Sovereigns Quality Weighted

The iBoxx MSCI ESG USD Emerging Markets Sovereigns Quality Weighted aims to reflect the performance of the following market:
- USD-denominated bonds issued by governments of Emerging countries
- Exposure across the whole yield curve (minimum time to maturity of 1 year)
- Minimum bond rating of B-
- Minimum amount outstanding of USD 500 million per bond

This index offers an alternative weighting approach, countries with favourable fundamental economic indicators and higher MSCI ESG Government Ratings will have higher representation in the index compared to countries with weaker economic fundamental indicators and lower MSCI ESG Government Ratings.
Additional information on the Index and the general methodology behind the Markit iBoxx indices can be found on Markit iBoxx website (www.markit.com).

Fund information	
ISIN	IE00BD4DXB77
Share class currency	EUR
Fund Currency	USD
Fund launch date	06 April 2016
Share class launch date	31 July 2017
Domicile	Ireland
Portfolio Methodology	Direct Replication
Sub-Portfolio Manager	DWS Investments UK Ltd
Investment Manager	DWS Investment GmbH
Custodian	State Street Custodial Services (Ireland) Limited
All-in fee[1]	0.55% p.a.
Income treatment	Distribution
Currency Hedging	Yes
NAV per Share	EUR 11.96
Total Fund Assets	EUR 134.69 Million
Total Shares Outstanding	4.65 Million

* ETF invests in all or in a representative sample of securities of the underlying index.
[1] Please see additional information / glossary.

Key Risks

- The Fund is not guaranteed and your investment is at risk. The value of your investment may go down as well as up.
- The Fund is exposed to less economically developed economies (known as emerging markets) which involve greater risks than well developed economies. Political unrest and economic downturn may be more likely and will affect the value of your investment.
- The Fund will use financial contracts (known as derivatives) to try to reduce the effect of currency fluctuations between the currency of its assets and the currency of the shares. This may not be effective and may prevent the Fund from benefitting from an increase in value of (or expose a Fund to the decrease in value of) a particular currency.
- Bonds are exposed to credit risk and interest rate risk. There is a risk that the bond issuer may be unable to pay interest or repay the bond principal, resulting in your investment suffering a loss. If interest rates rise, typically the value of the bond will fall, which could also affect the value of your investment.
- The Fund follows a rules-based strategy which will deviate from the overall market or parent index. Your investment is likely to be less diversified and there is no guarantee that the index's 'rules-based' strategy will be achieved.
- The Fund invests in non-investment grade bonds which generally have a higher risk of default and are more susceptible to market fluctuations. This could adversely affect the value of your investment.

Cumulative performance figures

	1 Month	3 Months	6 Months	1 Year	3 Years	Annualised Volatility
Share Class	0.00%	0.00%	0.00%	0.00%	0.00%	6.63%

Historical Performance

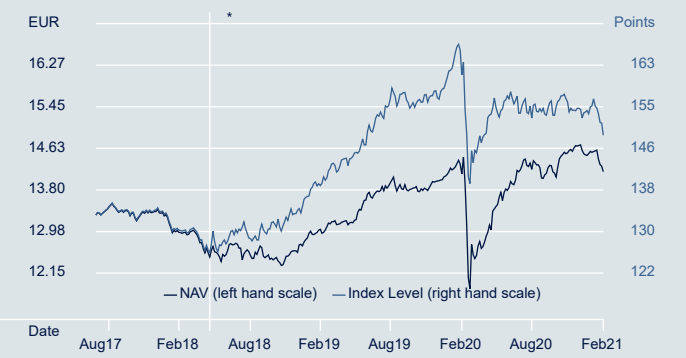

Source: DWS, Index Provider

Rolling performance figures

	2/18 - 2/19	2/19 - 2/20	2/20 - 2/21
Share Class	0.00%	0.00%	0.00%
Index	-	-	-

Calendar Year Performance Figures as of 26 February 2021

	YTD	2020	2019	2018
Share Class	0.00%	0.00%	0.00%	0.00%
Index	0.00%	-	-	-

***Restructuring event(s): 26 February 2021 to date** Index: iBoxx MSCI ESG USD Emerging Markets Sovereigns Quality Weighted | Performance shown: ETF NAV (EUR) vs index (USD).
17 May 2018 to 26 February 2021 Index: Markit iBoxx USD Emerging Markets Sovereigns Quality Weighted Index | Performance shown: ETF NAV (EUR) vs index (USD)
Inception to 17 May 2018 Index: Markit iBoxx USD Emerging Sovereigns Quality Weighted (EUR hedged) Index | Performance shown: ETF NAV (EUR) vs index (EUR)
Index performance, Tracking Error and Tracking Difference calculations are reset on 26 February 2021.

Listing and trading information

Exchange	Bloomberg Ticker	Reuters RIC	Trading Currency	NSIN	Exchange Code (local)	Settlement
Xetra	XQUE GY	XQUE.DE	EUR	A144GC	XQUE	t+2
BX Berne eXchange	XQUE BW	XQUE.BN	CHF	37600026	XQUE	t+2
Italian Stock Exchange	XQUE IM	XQUE.MI	EUR	-	XQUE	t+2

DWS Xtrackers

This factsheet is as at 26 February 2021 unless otherwise specified.
Past performance is not a reliable indicator of future results.

ESG USD Emerging Markets Bond Quality Weighted UCITS ETF

Source: DWS; Moody's
Figures may not always add up to 100.00% due to rounding

Top 10 ETF constituents		
Security	ISIN	Weight
QATAR (STATE OF) 03/49 AX542315	XS1959337749	1.56%
QATAR, STATE OF (GOVERNMENT) 5.103% 2048-04-23	XS1807174559	1.46%
United Arab Emirates 4/50	XS2125308242	0.97%
QATAR (STATE OF) 03/29 AX542292	XS1959337582	0.94%
SAUDI GOVERNMENT INTERNATIO 10/46 M6320UAC	XS1508675508	0.94%
KUWAIT INTL GOVT BOND 03/27 AM849642	XS1582346968	0.90%
Qatar 4/50	XS2155352748	0.86%
SAUDI GOVERNMENT INTERNATIO 10/26 M6320UAD	XS1508675417	0.84%
Qatar 4/30	XS2155352664	0.83%
RUSSIAN FEDERATION 9/23	XS0971721450	0.82%

ETF Fundamentals	
ETF Yield To Maturity	3.21%
ETF Yield To Worst	3.21%
ETF Effective Duration	8.80
ETF Modified Duration	8.89
Number of Securities in the Fund	334

Source: DWS, 26 February 2021

Index information	
Bloomberg Symbol	IBXXESG1
Index Type	Total Return Net
Index Base Currency	USD
Index Rebalance Frequency	Monthly

Source: Index Provider

Additional share classes available			
Share Class	ISIN	Income	AuM
1D	IE00BD4DX952	Distribution	USD 96.06 mn

ETF Composition by Countries

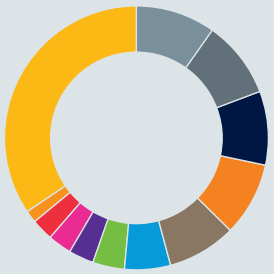

- 9.76% Saudi Arabia
- 9.51% Qatar
- 9.05% United Arab Emirates
- 9.05% Turkey
- 8.45% Indonesia
- 5.63% Mexico
- 3.90% Philippines
- 3.08% Oman
- 2.93% Egypt
- 2.68% Brasil
- 1.50% Cash, Money Market Instruments & Derivatives
- 34.46% Other

ETF Composition by Maturities

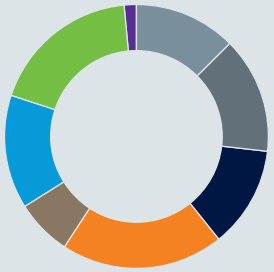

- 12.52% 1 - 3
- 14.28% 3 - 5
- 12.43% 5 - 7
- 19.95% 7 - 10
- 6.90% 10 - 15
- 13.95% 15 - 25
- 18.47% 25+
- 1.50% Cash, Money Market Instruments & Derivatives

ETF Composition by Rating

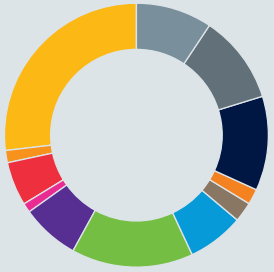

- 9.34% Aa2
- 10.90% Aa3
- 11.55% A1
- 1.90% A2
- 2.44% A3
- 6.92% Baa1
- 14.93% Baa2
- 7.14% Baa3
- 1.15% Ba1
- 5.37% Ba2
- 1.50% Cash, Money Market Instruments & Derivatives
- 26.86% Other

Further information on Xtrackers

DWS CH AG
Zweigniederlassung Zürich
Xtrackers Team
Hardstrasse 201
CH-8005 Zürich

Hotline: +44 (0)20 7547 1747
Website: www.Xtrackers.com
E-Mail: Xtrackers@dws.com

Additional information

A Glossary of Terms is available at Xtrackers.com.
ETF performance is shown on NAV basis, net of fees and index replication costs. ETF performance includes reinvested dividends. Index performance is calculated on a total return basis. The performance of currency hedged share classes may differ significantly from the performance of the index which is unhedged. Unhedged share class fees may vary from the hedged share class. On restructuring event dates, index values are re-based to match the index level of the previous index. Volatility is calculated since launch of the share class.

Disclaimer

The Sub-Fund described in this document was authorised as a foreign collective investment scheme by the Swiss Financial Market Supervisory Authority (Eidgenössische Finanzmarktaufsicht - FINMA) in accordance with Article 120 of the Swiss Federal Act of 23 June 2006 on Collective Investment Schemes (Bundesgesetz über kollektive Kapitalanlagen, "KAG"). The following document is intended as marketing communication. The information contained in this document does not constitute investment advice or investment recommendation. Complete information on the Sub-Fund including risks can be found in the prospectus in its prevailing version. This and the key investor information document (KIID) constitute the only binding sales documents for the Sub-Fund. Investors can obtain these documents, along with copies of the articles of association and the latest published annual and semi-annual reports from the Swiss Representative in German in printed form free of charge, or download them from etf.deutscheam.com. The Representative in Switzerland is DWS CH AG , Hardstrasse 201, CH-8005 Zurich and the Paying Agent in Switzerland is Deutsche Bank (Suisse) SA, Place des Bergues 3, CH-1201 Geneva. Place of jurisdiction and performance is the registered office of the Representative in Switzerland. Xtrackers® is a registered trademark of DWS. The registered office of Concept Fund Solutions plc (Reg. No.: 393802), a company registered in Ireland, is at 78 Sir John Rogerson's Quay, Dublin 2, Ireland.

This document is intended for information purposes only and does not create any legally binding obligations on the part of DWS Group GmbH & Co. KGaA and/or its affiliates (DWS). This document has been prepared without consideration of the investment needs, objectives or financial circumstances of any investor. Without limitation, this document does not constitute an offer, an invitation to offer or a recommendation to enter into any transaction. Before making an investment decision, investors need to consider, with or without the assistance of an investment adviser, whether the investments and strategies described or provided by DWS are appropriate in light of their particular investment needs, objectives and financial circumstances. Information in this document has been obtained or derived from sources believed to be reliable and current. However, accuracy or completeness of the sources cannot be guaranteed. This document is not directed to, or intended for distribution to or use by, any person or entity who is a citizen or resident of or located in any locality, state, country or other jurisdiction, including the United States, where such distribution, publication, availability or use would be contrary to law or regulation or which would subject DWS to any registration or licensing requirement within such jurisdiction not currently met within such jurisdiction. Persons into whose possession this document may come are required to inform themselves of, and to observe, such restrictions. Xtrackers (IE) plc is an undertaking for collective investment in transferable securities (UCITS) in accordance with the applicable laws and regulations and set up as open-ended investment company with variable capital and segregated liability amongst its respective compartments. Xtrackers (IE) plc is incorporated in Ireland with registered number 393802 and has its registered office at 78 Sir John Rogerson's Quay, Dublin 2, Ireland. DWS Investment S.A. acts as the management company of Xtrackers (IE) plc. Any investment decision in relation to a fund should be based solely on the latest version of the prospectus, the audited annual and, if more recent, un-audited semi-annual reports and the Key Investor Information Document (KIID), all of which are available in English upon request to DWS Investment S.A., 2, Boulevard Konrad Adenauer, L-1115 Luxembourg or on www.Xtrackers.com. **PAST PERFORMANCE IS NO GUARANTEE OF FUTURE RESULTS.**
© DWS Investments UK Limited, 2021. Authorised and regulated by the Financial Conduct Authority.

Index Disclaimer

The index and the trademarks herein are the intellectual property of Markit Indices Limited and/or its licensors ("Markit"), used under license from Markit. The fund is not sponsored, endorsed, sold or promoted by Markit. Markit has no liability with respect thereto, and makes no express or implied warranties or representations with respect to the accuracy, fitness for a particular purpose or results obtained by using the index. The full disclaimer can be found in the fund prospectus. The fund is not sponsored, endorsed, or promoted by MSCI ESG Research LLC or its affiliates ("MSCI"), and MSCI bears no liability with respect to
the fund or the index. The Prospectus contains a more detailed description of the limited relationship MSCI has with Markit and the fund, as well as additional disclaimers that apply to MSCI data. The MSCI data is the exclusive property of MSCI and may not be reproduced or extracted and used for any other purpose without MSCI's consent. The MSCI data is provided without any warranties of any kind. MSCI's website (www.msci.com) contains more detailed information about MSCI data. Any trademarks of MSCI are used herein subject to license from MSCI. All goodwill and use of such trademarks inures to the benefit of MSCI. No other use of trademarks of MSCI is permitted without a license from MSCI.