Amundi Euro Stoxx Banks UCITS ETF Acc

FACTSHEET

Marketing Communication

30/04/2024

EQUITY

Key Information (Source: Amundi)

Net Asset Value (NAV) : **158.25 (EUR)**
NAV and AUM as of : **30/04/2024**
Assets Under Management (AUM) : **1,207.83 (million EUR)**
ISIN code : **LU1829219390**
Replication type : **Physical**
Benchmark : **100% EURO STOXX BANK**
French tax wrapper : **PEA eligible**
Date of the first NAV : **12/12/2013**
First NAV : **100.00 (EUR)**

Objective and Investment Policy

The Amundi EURO STOXX Banks (DR) UCITS ETF - Acc is a UCITS compliant exchange traded fund that aims to track the benchmark index EURO STOXX Banks Net Return EUR.

Risk Indicator *(Source : Fund Admin)*

1 2 3 4 5 **6** 7

Lower Risk — Higher Risk

The risk indicator assumes you keep the product for 5 years.
The summary risk indicator is a guide to the level of risk of this product compared to other products. It shows how likely it is that the product will lose money because of movement in the markets or because we are not able to pay you.

It is important for potential investors to evaluate the risks described below and in the fund prospectus which can be found on www.amundietf.com

CAPITAL AT RISK : ETFs are tracking instruments: Their risk profile is similar to a direct investment in the Underlying Index. Investors' capital is fully at risk and investors may not get back the amount originally invested.
REPLICATION RISK : The fund objectives might not be reached due to unexpected events on the underlying markets which will impact the index calculation and the efficient fund replication.
COUNTERPARTY RISK : Investors are exposed to risks resulting from the use of an OTC Swap with MORGAN STANLEY BANK AG , SOCIETE GENERALE. In-line with UCITS guidelines, the exposure to the counterparty cannot exceed 10% of the total fund assets. Physically replicated ETFs may have counterparty risk resulting from the use of a Securities Lending Programme.
UNDERLYING RISK : The Underlying Index of a Amundi ETF may be complex and volatile. When investing in commodities, the Underlying Index is calculated with reference to commodity futures contracts exposing the investor to a liquidity risk linked to costs such as cost of carry and transportation. ETFs exposed to Emerging Markets carry a greater risk of potential loss than investment in Developed Markets as they are exposed to a wide range of unpredictable Emerging Market risks.
CURRENCY RISK : ETFs may be exposed to currency risk if the ETF is denominated in a currency different to that of the Underlying Index they are tracking. This means that exchange rate fluctuations could have a negative or positive effect on returns.
LIQUIDITY RISK : Liquidity is provided by registered market-makers on the respective stock exchange where the ETF is listed. On-exchange liquidity may be limited as a result of a suspension in the underlying market represented by the Underlying Index tracked by the ETF; a failure in the systems of one of the relevant stock exchanges, The market-maker systems; or an abnormal trading situation or event.

« Technical net asset values may be calculated and published for any calendar day (excluding Saturdays and Sundays) that is neither a business day nor a transaction day. These technical net asset values are merely indicative and will not be the basis for purchasing, switching, redeeming and/or transferring shares."

Returns (Source: Fund Admin) - *Past performance does not predict future returns*

Performances from 30/04/2014 to 30/04/2024 (Source : Fund Admin)

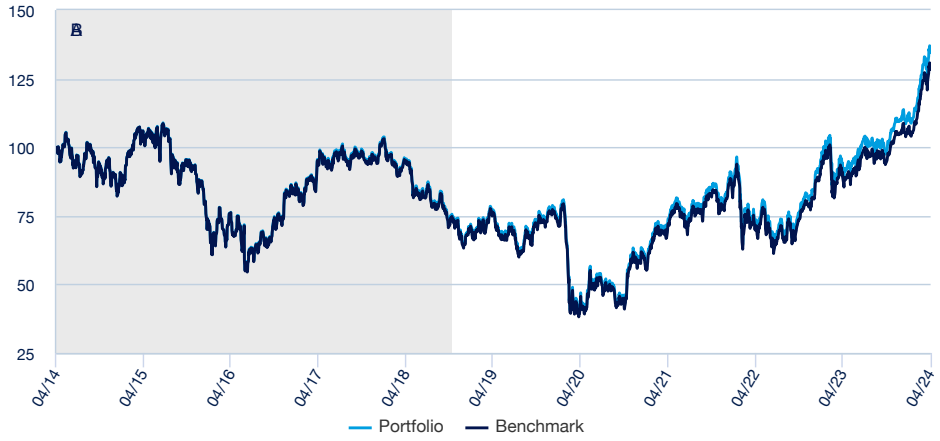

A : Until 04/06/2017, performances of the Fund disclosed herein correspond to an indirect replication of the Benchmark Index. From 05/06/2017, performances of the Fund disclosed herein correspond to a direct replication of the Benchmark Index.
B : Until 08/11/2018, the performance of the Fund indicated corresponds to that the sub-funds of MULTI UNITS France - Lyxor EURO STOXX Banks (DR) UCITS ETF (the Absorbed fund). The latter was absorbed by the Fund on 08/11/2018.

Cumulative returns* (Source: Fund Admin)

	YTD	1 month	3 months	1 year	3 years	5 years	10 years
Since	29/12/2023	28/03/2024	31/01/2024	28/04/2023	30/04/2021	30/04/2019	30/04/2014
Portfolio	22.45%	3.43%	19.39%	45.37%	81.70%	74.75%	34.45%
Benchmark	22.18%	3.16%	19.09%	43.79%	77.63%	68.67%	28.28%
Spread	0.27%	0.27%	0.30%	1.58%	4.07%	6.08%	6.17%

Calendar year performance* (Source: Fund Admin)

	2023	2022	2021	2020	2019	2018	2017	2016	2015	2014
Portfolio	30.84%	0.54%	41.02%	-22.85%	17.01%	-30.74%	14.21%	-4.32%	-2.68%	-2.25%
Benchmark	29.49%	-0.12%	40.59%	-23.32%	16.07%	-31.01%	13.97%	-4.60%	-2.74%	-2.33%
Spread	1.35%	0.66%	0.42%	0.46%	0.94%	0.27%	0.24%	0.28%	0.06%	0.08%

Risk indicators (Source: Fund Admin) *

	1 year	3 years
Portfolio volatility	15.15%	26.07%
Benchmark volatility	15.05%	26.01%
Ex-post Tracking Error	0.57%	0.46%
Sharpe ratio	2.94	0.82

* Volatility is a statistical indicator that measures an asset's variations around its average value. For example, market variations of +/- 1.5% per day correspond to a volatility of 25% per year.
The Tracking Error represents the annualised volatility of the performance differences between the ETF and the benchmark

** Source : Amundi. The above cover complete periods of 12 months for each calendar year.* ***Past performance is no predictor of current and future results and does not guarantee future yield*** *. Any losses or gains do not take into consideration any costs, commissions and fees incurred by the investor in the issue and buyout of the shares (e.g. taxes, brokerage fees or other commissions deducted by the financial intermediary). If performance is calculated in a currency other than the euro, any losses or gains generated can thereby be affected by exchange rate fluctuations (both upward and downward). The discrepancy accounts for the performance difference between the portfolio and the index.*

Index Data (Source : Amundi)

Description of the Index

The EURO STOXX Banks Net Return EUR Index measures the performance of banks (as defined by the Industry Classification Benchmark) in the euro zone and provides geographic exposure to Austria, Finland, France, Germany, Greece, Ireland, Italy, Luxemburg, Netherlands, Portugal and Spain. The index is a sub-index of the EURO STOXX® Index (the "Parent Index"), which measures the performance of the large-cap, mid-cap and small-cap equities of the euro zone's developed economies.

Information (Source: Amundi)

Asset class : **Equity**
Exposure : **Eurozone**

Holdings : **27**

Top 10 benchmark holdings (source : Amundi)

	% of assets (Index)
CAIXABANK SA	3.08%
SOCIETE GENERALE	3.27%
DEUTSCHE BANK NAMEN	4.90%
NORDEA BANK ABP	6.13%
ING GROEP NV	7.78%
INTESA SANPAOLO	9.08%
UNICREDIT SPA	9.58%
BANCO BILBAO VIZCAYA ARGENTA	10.11%
BNP PARIBAS	11.67%
BANCO SANTANDER SA	11.95%
Total	**77.55%**

Geographical breakdown (Source: Amundi)

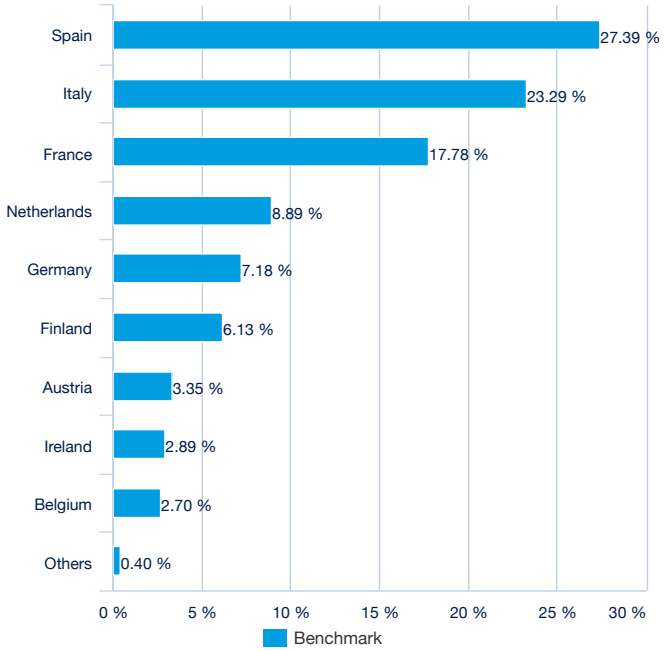

Benchmark Sector breakdown (source : Amundi)

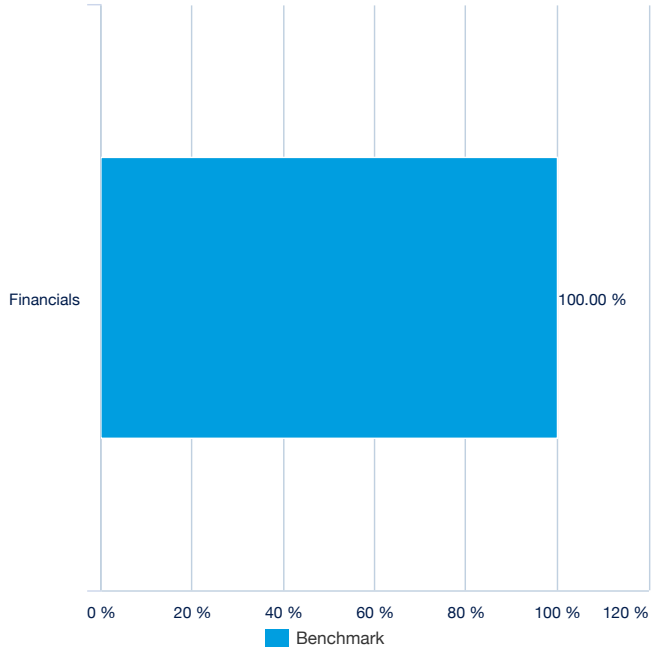

Listing data (source : Amundi)

Place	Hours	CCY	Mnemo	Bloomberg Ticker	Bloomberg iNAV	Reuters RIC	Reuters iNAV
Berne Exchange	9:00 - 17:30	CHF	BNKE	BNKE BW	-	BNKE.BN	-
London Stock Exchange	9:00 - 17:30	GBP	BNKE	BNKE LN	BNKPGBIV	BNKE.L	BNKPGBIV
Nyse Euronext Paris	9:00 - 17:30	EUR	BNKE	BNKE FP	BNKEEUIV	BNKE.PA	BNKEEUIV
Borsa Italiana	9:00 - 17:30	EUR	BNKE	BNKE IM	BNKEEUIV	BNKE.MI	BNKEEUIV
Deutsche Börse	9:00 - 17:30	EUR	BNKE	LYBK GY	BNKEEUIV	LYBK.DE	BNKEEUIV
BIVA	15:30 - 22:00	MXN	BNKE	BNKEN MM	-	BNKEN.MX	-

Principal characteristics (Source : Amundi)

Fund structure	SICAV under Luxembourg law
UCITS compliant	UCITS
Management Company	Amundi Luxembourg SA
Administrator	SOCIETE GENERALE LUXEMBOURG
Custodian	SOCIETE GENERALE LUXEMBOURG
Independent auditor	PRICEWATERHOUSECOOPERS LUXEMBOURG
Share-class inception date	08/11/2018
Share-class reference currency	EUR
Classification	Not applicable
Type of shares	Accumulation
ISIN code	LU1829219390
Minimum investment to the secondary market	1 Share(s)
Frequency of NAV calculation	Daily
Management fees and other administrative or operating costs	0.30%
Entry charge (maximum)	0.25%
Exit charge (maximum)	0.06%
Fiscal year end	September

Index Providers

STOXX and its licensors (the “Licensors”) have no relationship to the Amundi Asset Management, other than the licensing of the EURO STOXX ® and the related trademarks for use in connection with the Subfund.

STOXX and its Licensors do not :

- Sponsor, endorse, sell or promote the Subfund.
- Recommend that any person invest in the Subfund or any other securities.
- Have any responsibility or liability for or make any decisions about the timing, amount or pricing of Subfund.
- Have any responsibility or liability for the administration, management or marketing of the Subfund.
- Consider the needs of the Subfund or the owners of the Subfund in determining, composing or calculating the EURO STOXX or have any obligation to do so.
- STOXX and its Licensors will not have any liability in connection with the Subfund.

Specifically, STOXX and its Licensors do not make any warranty, express or implied and disclaim any and all warranty about :

- The results to be obtained by the Subfund, the owner of the Subfund or any other person in connection with the use of the EURO STOXX ® and the data included in the EURO STOXX ®;
- The accuracy or completeness of the EURO STOXX ® and its data;
- The merchantability and the fitness for a particular purpose or use of the EURO STOXX 50® and its data;
- STOXX and its Licensors will have no liability for any errors, omissions or interruptions in the EURO STOXX ® or its data;
- Under no circumstances will STOXX or its Licensors be liable for any lost profits or indirect, punitive, special or consequential damages or losses, even if STOXX or its Licensors knows that they might occur.

The licensing agreement between the Asset Manager and STOXX is solely for their benefit and not for the benefit of the owners of the Subfund or any other third parties.

Important information

The Fund presents an unmeasurable risk of capital loss. Past performance in no way serves as either an indication of future results or a guarantee of future returns. For further information about the risks and before making any investment, refer to the Key Investor Information Document (KIID) and the prospectus for each fund, available in French on request or on the website: amundietf.fr The information contained in this document has been obtained from sources believed to be reliable. Amundi cannot, however, ensure that the information is accurate and reserves the right to amend the analyses presented above at any time. This document is of a non-contractual nature and in no way constitutes a recommendation, solicitation of an offer or an offer regarding a purchase, sale or exchange relating to the Fund described herein, and must under no circumstances be interpreted as such. The transparency policy and information on the composition of the funds' assets are available at amundietf.com. The indicative net asset value is published by the stock markets. Fund units purchased on the secondary market cannot generally be resold directly to the Fund. Investors must buy and sell units on a secondary market with the assistance of an intermediary (e.g. a broker) and may, in this case, have to pay charges. In addition, it is possible that investors may pay more than the current net asset value when they buy units and receive less than the current net asset value when they sell. Complete list of brokers and marketmakers available at : amundietf.com Financial intermediary fees apply. Amundi Suisse SA has been authorized in Switzerland as distributor of collective investment schemes. Amundi Suisse SA is distributing in Switzerland and from Switzerland the collective investment schemes managed by Amundi S.A. and /or Amundi Luxembourg. In this respect, Amundi Suisse SA informs investors that it collects, from Amundi S.A. and/ or Amundi Luxembourg, a compensation under article 34 al. 2bis in the Ordinance on collective investment schemes (Ordonnance sur les placements collectifs de capitaux, OPCC). This compensation can constitute a part of the management fees stated in the prospectus. Additional information regarding the existence, nature and calculation method for the compensation received by Amundi Suisse SA within the frame of its distribution activity in Switzerland or from Switzerland may be provided upon written request to Amundi Suisse SA 6-8 rue de Candolle 1205 Genève Suisse. This document is designed exclusively for qualified investors as set forth in the federal Law on Collective Investments (LPCC) and its implementing Ordinance. The Sub-Fund is not approved for distribution to non-qualified investors by the Swiss Financial Market Supervisory Authority ("FINMA"). The Key Investor Information Document (KIID), prospectus, regulations and annual/semi-annual reports may be obtained, free of charge, at the registered Suisse office, CACEIS (Switzerland) S.A., route de Signy 35, 1260 Nyon. In connection with the distribution in Switzerland, the place of execution and competent court are at the registered office of the representative CREDIT AGRICOLE (SUISSE) SA, 4 Quai Général-Guisan, 1204 Genève, acting as payment service for the Funds in Switzerland.